

DICOM Conformance Statement

Q-Station 3.9

QLAB 11.0

000665000000041 Rev A

July 2018



Issued by:

Philips Healthcare

P.O. Box 10.000
5680 DA Best
The Netherlands

Email: dicom@philips.com

Internet: <http://www.healthcare.philips.com/main/about/connectivity>

Document Number: Rev A

Date: 10-July-2018

1. DICOM Conformance Statement Overview

This statement covers two products, Q-Station 3.9 and QLAB 11.0. QLAB 11.0 includes its own set of DICOM capabilities. Where DICOM support is different between products, a notification will be present.

Q-Station 3.9 is interoperable with systems providing a DICOM interface. Clinical users can select patient image data for basic viewing, post processing, data transfer. Q-Station 3.9 and QLAB 11.0 store medical data in their local storage.

Table 1: Network Services

SOP Class		User of Service (SCU)	Provider of Service (SCP)	Display
Name	UID			
Other				
Verification SOP Class	1.2.840.10008.1.1	Yes	Yes	N/A
Query/Retrieve Q-Station (QLAB with *)				
Patient Root QR Information Model - FIND SOP Class	1.2.840.10008.5.1.4.1.2.1.1	Yes	No	N/A
Patient Root QR Information Model - MOVE SOP Class	1.2.840.10008.5.1.4.1.2.1.2	Yes	No	N/A
Study Root QR Information Model - FIND SOP Class	1.2.840.10008.5.1.4.1.2.2.1	Yes	No, Yes*	N/A
Study Root QR Information Model - MOVE SOP Class	1.2.840.10008.5.1.4.1.2.2.2	Yes	No, Yes*	N/A
Transfer (Not supported on Q-Station with *)				
Computed Radiography Image Storage SOP Class	1.2.840.10008.5.1.4.1.1.1	Yes	Yes	Yes
Digital X-Ray Image Storage - For Pres. SOP Class	1.2.840.10008.5.1.4.1.1.1.1	Yes	Yes	Yes
Digital X-Ray Image Storage - For Proc. SOP Class	1.2.840.10008.5.1.4.1.1.1.1.1	Yes	Yes	Yes
Digital Mammography X-Ray Image Storage - Pres. SOP Class	1.2.840.10008.5.1.4.1.1.1.2	Yes	Yes	Yes
Digital Mammography X-Ray Image Storage - Proc. SOP Class	1.2.840.10008.5.1.4.1.1.1.2.1	Yes	Yes	Yes
CT Image Storage SOP Class	1.2.840.10008.5.1.4.1.1.2	Yes	Yes	Yes
Enhanced CT Image Storage SOP Class	1.2.840.10008.5.1.4.1.1.2.1	Yes	Yes	Yes
Ultrasound Multi-frame Image Storage SOP Class	1.2.840.10008.5.1.4.1.1.3.1	Yes	Yes	Yes
MR Image Storage SOP Class	1.2.840.10008.5.1.4.1.1.4	Yes	Yes	Yes
Enhanced MR Image Storage SOP Class	1.2.840.10008.5.1.4.1.1.4.1	Yes	Yes	Yes
MR Spectroscopy Storage SOP Class	1.2.840.10008.5.1.4.1.1.4.2	Yes	Yes	No
Ultrasound Image Storage SOP Class	1.2.840.10008.5.1.4.1.1.6.1	Yes	Yes	Yes
Secondary Capture Image Storage SOP Class	1.2.840.10008.5.1.4.1.1.7	Yes	Yes	Yes
Multi-frame Single Bit Secondary Capture Image Storage SOP Class*	1.2.840.10008.5.1.4.1.1.7.1	Yes	Yes	
Multi-frame Grayscale Byte SC Image Storage SOP Class*	1.2.840.10008.5.1.4.1.1.7.2	Yes	Yes	
Multi-frame Grayscale Word SC Image Storage SOP Class*	1.2.840.10008.5.1.4.1.1.7.3	Yes	Yes	
Multi-frame True Color Secondary Capture Image Storage*	1.2.840.10008.5.1.4.1.1.7.4	Yes	Yes	
12-Lead ECG Waveform Storage SOP Class*	1.2.840.10008.5.1.4.1.1.9.1.1	Yes	Yes	
General ECG Waveform Storage SOP Class	1.2.840.10008.5.1.4.1.1.9.1.2	Yes	Yes	No
Ambulatory ECG Waveform Storage SOP Class*	1.2.840.10008.5.1.4.1.1.9.1.3	Yes	Yes	
Hemodynamic Waveform Storage SOP Class*	1.2.840.10008.5.1.4.1.1.9.2.1	Yes	Yes	
Grayscale Softcopy Presentation State Storage SOP Class	1.2.840.10008.5.1.4.1.1.11.1	Yes (1)	Yes (1)	No
X-Ray Angiographic Image Storage SOP Class	1.2.840.10008.5.1.4.1.1.12.1	Yes	Yes	Yes
X-Ray Radiofluoroscopic Image Storage SOP Class	1.2.840.10008.5.1.4.1.1.12.2	Yes	Yes	Yes
Enhanced XA Image Storage SOP Class	1.2.840.10008.5.1.4.1.1.12.1.1	Yes	Yes	Yes
Enhanced XRF Image Storage SOP Class	1.2.840.10008.5.1.4.1.1.12.2.1	Yes	Yes	Yes
X-Ray 3D Angiographic Image Storage*	1.2.840.10008.5.1.4.1.1.13.1.1	Yes	Yes	
Nuclear Medicine Image Storage SOP Class	1.2.840.10008.5.1.4.1.1.20	Yes	Yes	Yes
Raw Data Storage SOP Class*	1.2.840.10008.5.1.4.1.1.66.4	Yes	Yes	
Segmentation Storage*	1.2.840.10008.5.1.4.1.1.88.11	Yes	Yes	

SOP Class		User of Service (SCU)	Provider of Service (SCP)	Display
Name	UID			
Basic Text SR SOP Class	1.2.840.10008.5.1.4.1.1.88.11	Yes	Yes	No
Enhanced SR SOP Class	1.2.840.10008.5.1.4.1.1.88.22	Yes	Yes	No
Comprehensive SR SOP Class	1.2.840.10008.5.1.4.1.1.88.33	Yes	Yes	No
Key Object Selection Document*	1.2.840.10008.5.1.4.1.1.88.59	Yes	Yes	
Encapsulated PDF Storage SOP Class	1.2.840.10008.5.1.4.1.1.104.1	Yes	Yes	No
Positron Emission Tomography Image Storage SOP Class	1.2.840.10008.5.1.4.1.1.128	Yes	Yes	Yes
RT Image Storage SOP Class	1.2.840.10008.5.1.4.1.1.481.1	Yes	Yes	Yes
RT Dose Storage SOP Class*	1.2.840.10008.5.1.4.1.1.481.2	Yes	Yes	
RT Structure Set Storage SOP Class*	1.2.840.10008.5.1.4.1.1.481.3	Yes	Yes	
RT Beams Treatment Record Storage SOP Class*	1.2.840.10008.5.1.4.1.1.481.5	Yes	Yes	
RT Plan Storage SOP Class*	1.2.840.10008.5.1.4.1.1.481.6	Yes	Yes	
RT Brachy Treatment Record Storage SOP Class*	1.2.840.10008.5.1.4.1.1.481.7	Yes	Yes	
RT Treatment Summary Record Storage SOP Class*	1.2.840.10008.5.1.4.1.1.481.1	Yes	Yes	
XRAY Specialized*	1.3.46.670589.2.3.1.1	Yes	Yes	
PIIM specialized Presentation State*	1.3.46.670589.2.2.1.1	Yes	Yes	
Spatial Registration*	1.2.840.10008.5.1.4.1.1.66.1	Yes	Yes	
Specimen*	Supplement 122 + CP800	Yes	Yes	
Private 3D Presentation State	1.3.46.670589.2.5.1.1	Yes	Yes	Yes
Workflow Management (Not supported on QLAB)				
Storage Commitment Push Model SOP Class	1.2.840.10008.1.20.1	Yes	No	N/A
Modality Performed Procedure Step SOP Class	1.2.840.10008.3.1.2.3.3	Yes	No	N/A
Print Management (Not supported on Q-Station)				
Basic Grayscale Print Management Meta SOP Class	1.2.840.10008.5.1.1.9	Yes	No	N/A
>Basic Film Session SOP Class	1.2.840.10008.5.1.1.1	Yes	No	N/A
>Basic Film Box SOP Class	1.2.840.10008.5.1.1.2	Yes	No	N/A
>Basic Grayscale Image Box SOP Class	1.2.840.10008.5.1.1.4	Yes	No	N/A
>Printer SOP Class	1.2.840.10008.5.1.1.16	Yes	No	N/A
Basic Color Print Management Meta SOP Class	1.2.840.10008.5.1.1.18	Yes	No	N/A
>Basic Film Session SOP Class	1.2.840.10008.5.1.1.1	Yes	No	N/A
>Basic Film Box SOP Class	1.2.840.10008.5.1.1.2	Yes	No	N/A
>Basic Grayscale Image Box SOP Class	1.2.840.10008.5.1.1.4	Yes	No	N/A
>Printer SOP Class	1.2.840.10008.5.1.1.16	Yes	No	N/A

The Grayscale Softcopy Presentation State Storage SOP class is only supported for export/import to/from media (not supported for network transfer).

A table of Supported Media Storage Application Profiles (with roles) is provided. Not supported on QLAB indicated by "no*" below.

Table 2: Media Services

Media Storage Application Profile	File-set Creator (FSC)	File-set Updater (FSU)	File-set Reader (FSR)
Compact Disk-Recordable			
General Purpose CD-R Interchange	Yes No*	No	Yes

Media Storage Application Profile	File-set Creator (FSC)	File-set Updater (FSU)	File-set Reader (FSR)
DVD			
General Purpose DVD Interchange with JPEG	Yes No*	No	Yes
USB			
General Purpose USB Media Interchange with JPEG	Yes	Yes	Yes

2. Table of Contents

1.	DICOM CONFORMANCE STATEMENT OVERVIEW	3
2.	TABLE OF CONTENTS	6
3.	INTRODUCTION	9
3.1.	REVISION HISTORY	9
3.2.	AUDIENCE	9
3.3.	REMARKS	9
3.4.	DEFINITIONS, TERMS AND ABBREVIATIONS.....	10
3.5.	REFERENCES.....	11
4.	NETWORKING	12
4.1.	IMPLEMENTATION MODEL	12
4.1.1.	Application Data Flow.....	12
4.1.2.	Functional Definition of AE's	13
4.1.2.1.	Functional Definition of Q-Station Network AE	13
4.1.3.	Sequencing of Real World Activities	13
4.2.	AE SPECIFICATIONS	15
4.2.1.	Q-Station Network AE	15
4.2.1.1.	SOP Classes	15
4.2.1.2.	Association Policies.....	16
4.2.1.2.1.	General.....	16
4.2.1.2.2.	Number of Associations.....	16
4.2.1.2.3.	Asynchronous Nature	16
4.2.1.2.4.	Implementation Identifying Information	16
4.2.1.2.5.	Communication Failure Handling.....	16
4.2.1.3.	Association Initiation Policy	17
4.2.1.3.1.	(Real-World) Activity – Verification as SCU	21
4.2.1.3.2.	(Real-World) Activity – Modality Performed Procedure Step as SCU (Not supported on QLAB)	23
4.2.1.3.3.	(Real-World) Activity – FIND as SCU	26
4.2.1.3.4.	(Real-World) Activity – MOVE as SCU	29
4.2.1.3.5.	(Real-World) Activity – Image Export.....	33
4.2.1.3.6.	(Real-World) Activity – Storage Commitment Push Model AS SCU	38
4.2.1.4.	Association Acceptance Policy	42
4.2.1.4.1.	(Real-World) Activity – Verification as SCP	46
4.2.1.4.2.	(Real-World) Activity – Image Import.....	47
4.3.	AE SPECIFICATIONS	54
4.3.1.	QLAB Network AE.....	54
4.3.1.1.	SOP Classes	54
4.3.1.2.	Association Policies.....	55
4.3.1.2.1.	General.....	55
4.3.1.2.2.	Number of Associations.....	55
4.3.1.2.3.	Asynchronous Nature	55
4.3.1.2.4.	Implementation Identifying Information	56
4.3.1.2.5.	Communication Failure Handling.....	56
4.3.1.3.	Association Initiation Policy	56
4.3.1.3.1.	(Real-World) Activity – Verification as SCU	60
4.3.1.3.2.	(Real-World) Activity – FIND as SCU	61
4.3.1.3.3.	(Real-World) Activity – MOVE as SCU	63
4.3.1.3.4.	(Real-World) Activity – Image Export.....	66
4.3.1.4.	Association Acceptance Policy	86
4.3.1.4.1.	(Real-World) Activity – Verification as SCP	90
4.3.1.4.2.	(Real-World) Activity – Image Import.....	91
4.4.	NETWORK INTERFACES.....	112
4.4.1.	Physical Network Interfaces	112

4.4.2.	Additional Protocols	112
4.5.	CONFIGURATION	112
4.5.1.	AE Title/Presentation Address Mapping.....	112
4.5.1.1.	Local AE Titles.....	112
4.5.1.2.	Remote AE Title/Presentation Address Mapping.....	112
4.5.2.	Parameters.....	113
5.	MEDIA INTERCHANGE	115
5.1.	IMPLEMENTATION MODEL	115
5.1.1.	Application Data Flow Diagram	115
5.1.2.	Functional Definitions of AE's.....	115
5.1.3.	Sequencing of Real World Activities	115
5.2.	AE SPECIFICATIONS	116
5.2.1.	Q-Station 3.9 / QLAB 11.0 Media AE Media - Specification	116
5.2.1.1.	File Meta Information for the Q-Station 3.9 / QLAB 11.0 Media AE	116
5.2.1.2.	Real-World Activities.....	116
5.2.1.2.1.	RWA - Read File-set.....	116
5.2.1.2.2.	RWA - Create File-set.....	117
5.2.1.2.3.	RWA - Update File-set (QLAB – USB Only)	117
5.3.	AUGMENTED AND PRIVATE APPLICATION PROFILES.....	118
5.3.1.	Augmented Application Profiles	118
5.3.1.1.	Augmented Application Profile Descriptions	118
5.3.1.1.1.	SOP Class Augmentations	118
5.3.1.1.2.	Directory Augmentations	118
5.3.1.1.3.	Other Augmentations.....	118
5.3.2.	Private Application Profiles.....	118
5.4.	MEDIA CONFIGURATION	118
6.	SUPPORT OF CHARACTER SETS.....	119
7.	SECURITY.....	121
7.1.	SECURITY PROFILES	121
7.1.1.	Audit Trail Component.....	121
7.2.	ASSOCIATION LEVEL SECURITY.....	121
7.3.	APPLICATION LEVEL SECURITY	121
8.	ANNEXES OF APPLICATION "Q-STATION"	122
8.1.	IOD CONTENTS	122
8.1.1.	Created SOP Instance	122
8.1.1.1.	List of created SOP Classes.....	122
8.1.1.2.	Comprehensive SR SOP Class	123
8.1.1.3.	Secondary Capture Image Storage SOP Class.....	126
8.1.1.4.	Encapsulated PDF Storage	129
8.1.2.	Usage of Attributes from Received IOD	132
8.1.3.	Coerced/Modified fields.....	132
8.2.	DATA DICTIONARY OF PRIVATE ATTRIBUTES.....	133
8.3.	CODED TERMINOLOGY AND TEMPLATES	133
8.3.1.	DICOM Structured report Export Specifications	133
8.3.2.	Philips Healthcare Ultrasound Data Portal Website	133
8.3.3.	Context Groups	134
8.3.4.	Template Specifications	134
8.3.5.	Private code definitions	134
8.4.	GRAYSCALE IMAGE CONSISTENCY	134
8.5.	STANDARD EXTENDED/SPECIALIZED/PRIVATE SOPS.....	134
8.5.1.	Standard Extended/Specialized/Private SOP Instance	134
8.6.	PRIVATE TRANSFER SYNTAXES	135
9.	ANNEXES OF APPLICATION "QLAB"	136
9.1.	IOD CONTENTS	136
9.1.1.	Created SOP Instance	136

9.1.1.1.	List of created SOP Classes.....	136
9.1.1.2.	Ultrasound Multi-frame Image Storage SOP Class.....	136
9.1.1.3.	Comprehensive SR SOP Class	139
9.1.1.4.	Secondary Capture Image Storage SOP Class.....	142
9.1.2.	Usage of Attributes from Received IOD	145
9.1.3.	Coerced/Modified fields.....	145
9.2.	DATA DICTIONARY OF PRIVATE ATTRIBUTES.....	147
9.3.	CODED TERMINOLOGY AND TEMPLATES	147
9.3.1.	Context Groups	147
9.3.2.	Template Specifications	147
9.3.3.	Private code definitions	147
9.4.	GRAYSCALE IMAGE CONSISTENCY	147
9.5.	STANDARD EXTENDED/SPECIALIZED/PRIVATE SOPS.....	147
9.5.1.	Standard Extended/Specialized/Private SOP Instance	147
9.6.	PRIVATE TRANSFER SYNTAXES	147

3. Introduction

The introduction specifies product and relevant disclaimers as well as any general information that the vendor feels is appropriate.

3.1. Revision History

The revision history provides dates and differences of the different releases.

Table 3: Revision History

Document Version	Date of Issue	Status	Description
A	xx-July-2018	Initial	Q-Station 3.9 / QLAB 11.0 DCS release
			-

3.2. Audience

This Conformance Statement is intended for:

- (Potential) customers
- System integrators of medical equipment
- Marketing staff interested in system functionality
- Software designers implementing DICOM interfaces

It is assumed that the reader is familiar with the DICOM standard.

3.3. Remarks

The DICOM Conformance Statement is contained in chapter 4 through 8 and follows the contents and structuring requirements of DICOM PS 3.2.

This DICOM Conformance Statement by itself does not guarantee successful interoperability of Philips equipment with non-Philips equipment. The user (or user's agent) should be aware of the following issues:

- **Interoperability**
Interoperability refers to the ability of application functions, distributed over two or more systems, to work successfully together. The integration of medical devices into an IT environment may require application functions that are not specified within the scope of DICOM. Consequently, using only the information provided by this Conformance Statement does not guarantee interoperability of Philips equipment with non-Philips equipment.
It is the user's responsibility to analyze thoroughly the application requirements and to specify a solution that integrates Philips equipment with non-Philips equipment.
- **Validation**
Philips equipment has been carefully tested to assure that the actual implementation of the DICOM interface corresponds with this Conformance Statement.
Where Philips equipment is linked to non-Philips equipment, the first step is to compare the relevant Conformance Statements. If the Conformance Statements indicate that successful information exchange should be possible, additional validation tests will be necessary to ensure the functionality, performance, accuracy and stability of image and image related data. It is the responsibility of the user (or user's agent) to specify the appropriate test suite and to carry out the additional validation tests.
- **New versions of the DICOM Standard**
The DICOM Standard will evolve in future to meet the user's growing requirements and to incorporate new features and technologies. Philips is actively involved in this evolution and plans to adapt its equipment to future versions of the DICOM Standard. In order to do so, Philips reserves the right to make changes to its products or to discontinue its delivery. The user

should ensure that any non-Philips provider linking to Philips equipment also adapts to future versions of the DICOM Standard. If not, the incorporation of DICOM enhancements into Philips equipment may lead to loss of connectivity (in case of networking) and incompatibility (in case of media).

3.4. Definitions, Terms and Abbreviations

Table 4: Definitions, Terms and Abbreviations

Abbreviation/Term	Explanation
AE	Application Entity
ANSI	American National Standard Institute
AP	Application Profile
BOT	Basic Offset Table
CD	Compact Disc
CR	Computed Radiography
CT	Computed Tomography
DCR	Dynamic Cardio Review
DICOM	Digital Imaging and Communications in Medicine
DIMSE	DICOM Message Service Element
DX	Digital X-Ray
EBE	DICOM Explicit VR Big Endian
ELE	DICOM Explicit VR Little Endian
FSC	File-set Creator
FSR	File-set Reader
FSU	File-set Updater
GUI	Graphic User Interface
HL7	Health Level Seven
ILE	DICOM Implicit VR Little Endian
IOD	Information Object Definition
ISIS	Information System - Imaging System
MPPS	Modality Performed Procedure Step
MR	Magnetic Resonance
NEMA	National Electrical Manufacturers Association
NM	Nuclear Medicine
PDU	Protocol Data Unit
RF	X-Ray Radiofluoroscopic
RIS	Radiology Information System
RT	Radiotherapy
RWA	Real-World Activity
SC	Secondary Capture
SCM	Study Component Management
SCP	Service Class Provider
SCU	Service Class User
SOP	Service Object Pair
TCP/IP	Transmission Control Protocol/Internet Protocol
UID	Unique Identifier
US	Ultrasound
USMF	Ultrasound Multi-frame
WLM	Worklist Management
XA	X-Ray Angiographic

3.5. References

[DICOM] Digital Imaging and Communications in Medicine, Parts 1 - 18 (NEMA PS 3.1- PS 3.18),
National Electrical Manufacturers Association (NEMA)
Publication Sales 1300 N. 17th Street, Suite 1752 Rosslyn, Virginia. 22209, United States of America
Internet: <http://medical.nema.org/>

Note that at any point in time the official standard consists of the most recent yearly edition of the base standard plus all the supplements and correction items that have been approved as Final Text.

4. Networking

This section contains the networking related services (vs. the media related ones).

4.1. Implementation model

The implementation model consists of three sections:

- The application data flow diagram, specifying the relationship between the Application Entities and the "external world" or Real-World Activities,
- A functional description of each Application Entity, and
- The sequencing constraints among them.

4.1.1. Application Data Flow

The Q-Station 3.9 / QLAB 11.0 implement one network application entity: the Q-Station 3.9 / QLAB 11.0 Network AE.

The following figure shows the networking application data flow as a functional overview of the application entity. On the left the local Real-World Activities are presented, whereas on the right the remote Real-World Activities are presented.

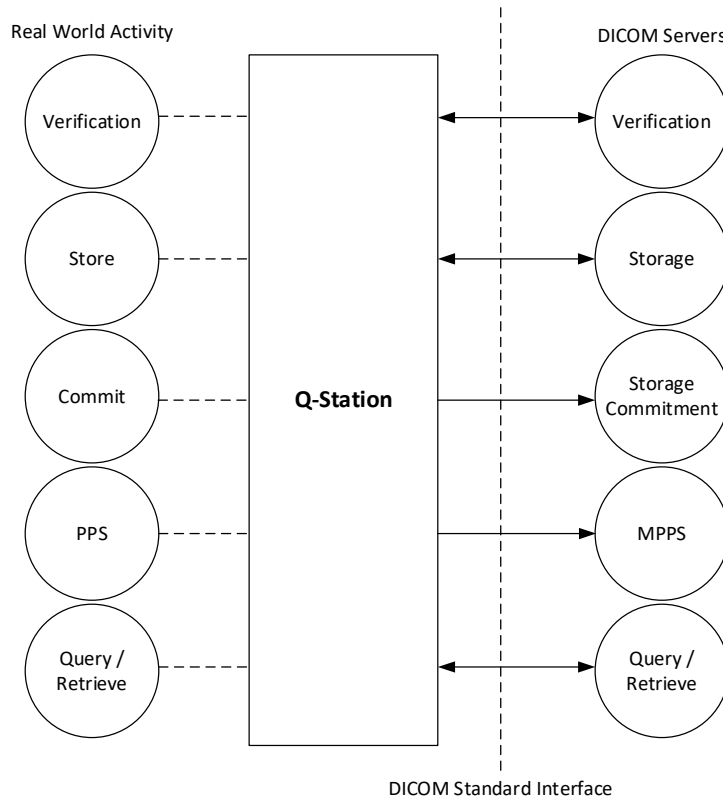


Figure 1: Q-Station Application Data Flow Diagram

The Q-Station 3.9 incorporate the following functionality:

- Import images to a local database;
- Export (and commit) images from the local database to a network DICOM node; *
- Send Modality Performed Procedure Step (MPPS) messages to a network DICOM node; *
- Query and retrieve images from a remote DICOM node;*

Note: *-Not supported on QLAB 11.0

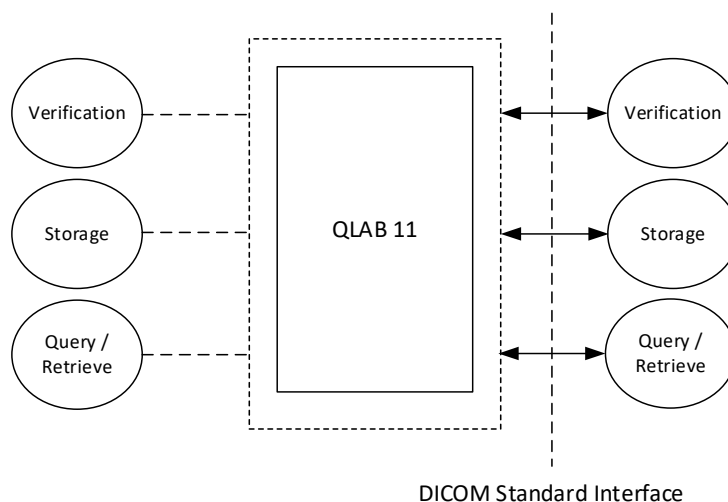


Figure 2a: QLAB Application Data Flow Diagram

The QLAB 11 incorporates the following functionality:

- Import images to a local database;
- Export images from the local database to a network DICOM node;
- Query and retrieve images from a remote DICOM node.

4.1.2. Functional Definition of AE's

This section contains a functional definition for each individual local Application Entity.

4.1.2.1. Functional Definition of Q-Station Network AE

Q-Station 3.9 incorporates the following functionality:

- The Q-Station 3.9 Network AE can verify application level communication by using the Verification service both as SCU and SCP (Verify).
- The Q-Station 3.9 and QLAB 11 Network AE can store images by using the Storage service both as SCU and SCP (Store Image).
- The Q-Station 3.9 Network AE can commit images by using the Storage Commitment service as SCU (Commit Image). *
- The Q-Station 3.9 and QLAB 11 Network AE can find and move images by using the Query/Retrieve service as SCU (Query/Retrieve Image).
- The Q-Station 3.9 Network AE can send MPPS N-Create and N-Set messages at the opening and closing of a study once configured. *

Note: *-Not supported on QLAB

4.1.3. Sequencing of Real World Activities

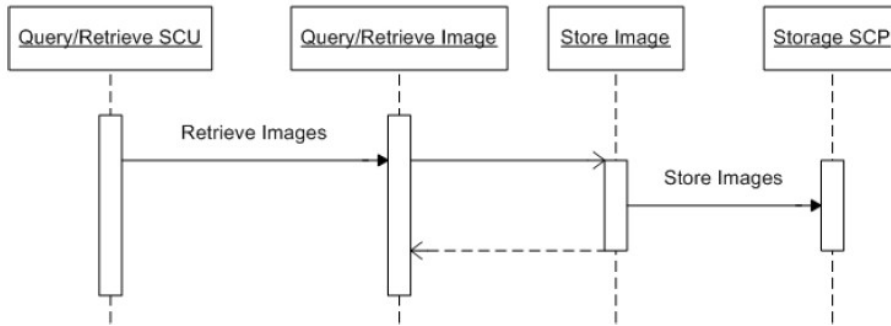


Figure 3: Sequencing of Retrieve

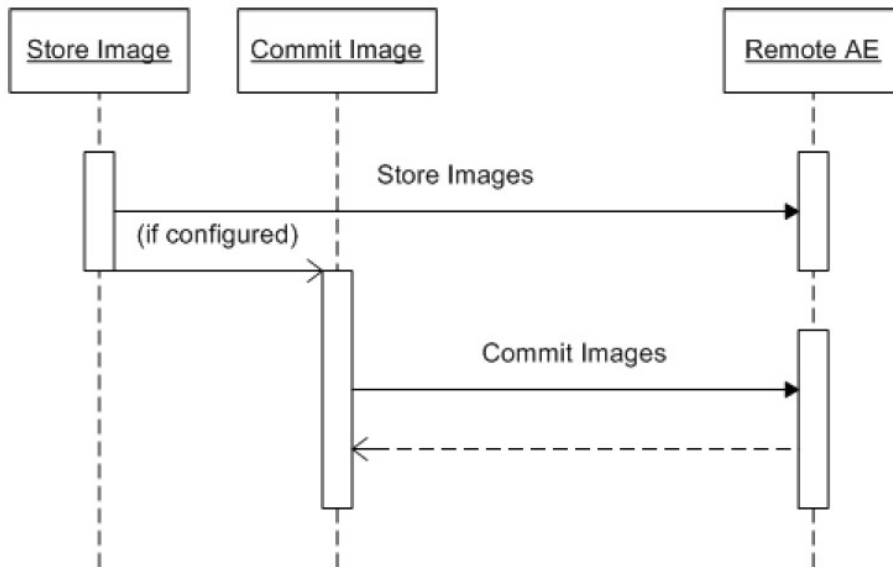


Figure 4: Sequencing of Storage Commitment

4.2. Q-Station AE Specifications

This section in the DICOM Conformance Statement is a set of Application Entity specifications. There are as many of these subsections as there are different AE's in the implementation.

4.2.1. Q-Station Network AE

Detail of this specific Application Entity is specified in this section.

4.2.1.1. SOP Classes

This Application Entity provides Standard Conformance to the following SOP Classes.

Table 5: SOP Classes for Q-Station Network AE

SOP Class Name	SOP Class UID	SCU	SCP
Verification SOP Class	1.2.840.10008.1.1	Yes	Yes
Storage Commitment Push Model SOP Class	1.2.840.10008.1.20.1	Yes	No
Modality Performed Procedure Step SOP Class	1.2.840.10008.3.1.2.3.3	Yes	No
Computed Radiography Image Storage SOP Class	1.2.840.10008.5.1.4.1.1.1	Yes	Yes
Digital X-Ray Image Storage - For Pres. SOP Class	1.2.840.10008.5.1.4.1.1.1.1	Yes	Yes
Digital X-Ray Image Storage - For Proc. SOP Class	1.2.840.10008.5.1.4.1.1.1.1.1	Yes	Yes
Digital Mammography X-Ray Image Storage - Pres. SOP Class	1.2.840.10008.5.1.4.1.1.1.2	Yes	Yes
Digital Mammography X-Ray Image Storage - Proc. SOP Class	1.2.840.10008.5.1.4.1.1.1.2.1	Yes	Yes
CT Image Storage SOP Class	1.2.840.10008.5.1.4.1.1.2	Yes	Yes
Enhanced CT Image Storage SOP Class	1.2.840.10008.5.1.4.1.1.2.1	Yes	Yes
Ultrasound Multi-frame Image Storage SOP Class	1.2.840.10008.5.1.4.1.1.3.1	Yes	Yes
MR Image Storage SOP Class	1.2.840.10008.5.1.4.1.1.4	Yes	Yes
Enhanced MR Image Storage SOP Class	1.2.840.10008.5.1.4.1.1.4.1	Yes	Yes
MR Spectroscopy Storage SOP Class	1.2.840.10008.5.1.4.1.1.4.2	Yes	Yes
Ultrasound Image Storage SOP Class	1.2.840.10008.5.1.4.1.1.6.1	Yes	Yes
Secondary Capture Image Storage SOP Class	1.2.840.10008.5.1.4.1.1.7	Yes	Yes
General ECG Waveform Storage SOP Class	1.2.840.10008.5.1.4.1.1.9.1.2	Yes	No
X-Ray Angiographic Image Storage SOP Class	1.2.840.10008.5.1.4.1.1.12.1	Yes	Yes
X-Ray Radiofluoroscopic Image Storage SOP Class	1.2.840.10008.5.1.4.1.1.12.2	Yes	Yes
Enhanced XA Image Storage SOP Class	1.2.840.10008.5.1.4.1.1.12.1.1	Yes	Yes
Enhanced XRF Image Storage SOP Class	1.2.840.10008.5.1.4.1.1.12.2.1	Yes	Yes
Nuclear Medicine Image Storage SOP Class	1.2.840.10008.5.1.4.1.1.20	Yes	Yes
Basic Text SR SOP Class	1.2.840.10008.5.1.4.1.1.88.11	Yes	Yes
Enhanced SR SOP Class	1.2.840.10008.5.1.4.1.1.88.22	Yes	Yes
Comprehensive SR SOP Class	1.2.840.10008.5.1.4.1.1.88.33	Yes	Yes
Encapsulated PDF Storage SOP Class	1.2.840.10008.5.1.4.1.1.104.1	Yes	Yes
Positron Emission Tomography Image Storage SOP Class	1.2.840.10008.5.1.4.1.1.128	Yes	Yes
Enhanced PET Image Storage SOP Class	1.2.840.10008.5.1.4.1.1.130	Yes	Yes
RT Image Storage SOP Class	1.2.840.10008.5.1.4.1.1.481.1	Yes	Yes
Private 3D Presentation State	1.3.46.670589.2.5.1.1	Yes	Yes
Patient Root QR Information Model - FIND SOP Class	1.2.840.10008.5.1.4.1.2.1.1	Yes	No
Patient Root QR Information Model - MOVE SOP Class	1.2.840.10008.5.1.4.1.2.1.2	Yes	No
Study Root QR Information Model - FIND SOP Class	1.2.840.10008.5.1.4.1.2.2.1	Yes	No
Study Root QR Information Model - MOVE SOP Class	1.2.840.10008.5.1.4.1.2.2.2	Yes	No
Private 3D Presentation State	1.3.46.670589.2.5.1.1	Yes	Yes

Note: Any SOP specific behavior is documented later in the conformance statement in the applicable SOP specific conformance section.

4.2.1.2. Association Policies

Each AE specification contains a description of the general association establishment and acceptance policies of the AE.

4.2.1.2.1. General

The DICOM standard application context is specified below.

Table 6: DICOM Application Context

Description	Value
Application Context Name	1.2.840.10008.3.1.1.1

4.2.1.2.2. Number of Associations

The number of simultaneous associations that an Application Entity may support as an Initiator or Acceptor is specified here.

Table 7: Number of associations as an Association Initiator for this AE

Description	Value
Maximum number of simultaneous associations	Configurable

Table 8: Number of associations as an Association Acceptor for this AE

Description	Value
Maximum number of simultaneous associations	Configurable

4.2.1.2.3. Asynchronous Nature

The implementation supports negotiation of multiple outstanding transactions, along with the maximum number of outstanding transactions supported.

The Q-Station 3.9 Network AE does not support asynchronous operations and will not perform asynchronous window negotiation. The only exceptions are for reports from Storage Commitment. Note:

Table 9: Asynchronous nature as an Association Initiator for this AE

Description	Value
Maximum number of outstanding asynchronous transactions	Not applicable

4.2.1.2.4. Implementation Identifying Information

The value supplied for Implementation Class UID and version name are documented here.

Table 10: DICOM Implementation Class and Version for Q-Station Network AE

Implementation Class UID	1.3.46.670589.14.20001.309
Implementation Version Name	MIP10.1Lx

4.2.1.2.5. Communication Failure Handling

The behavior of the AE during communication failure is summarized in the next table.

Table 11: Communication Failure Behavior

Exception	Behavior
ARTIM Timeout	The association setup fails; the reason is logged and reported to the user.

4.2.1.3. Association Initiation Policy

The Application Entity will respond to a received Association rejection as shown in the next table.

Table 12: Association Rejection response

Result	Source	Reason/Diagnosis	Behavior
1 - rejected-permanent	1 - DICOM UL service-user	1 - no-reason-given	Association is not established. The following error is logged. Association rejected by peer (1: REJECT_RESULT_permanent, 1: REJECT_SOURCE_dul_user, 1: REJECT_REASON_no_reason_given)
		2 - application-context-name-not supported	Association is not established. The following error is logged. Association rejected by peer (1: REJECT_RESULT_permanent, 1: REJECT_SOURCE_dul_user, 2: REJECT_REASON_application_context_not_support)
		3 - calling-AE-title-not-recognized	Association is not established. The following error is logged. Association rejected by peer (1: REJECT_RESULT_permanent, 1: REJECT_SOURCE_dul_user, 3: REJECT_REASON_calling_aetitle_not_recognized)
		7 - called-AE-title-not-recognized	Association is not established. The following error is logged. Association rejected by peer (1: REJECT_RESULT_permanent, 1: REJECT_SOURCE_dul_user, 7: REJECT_REASON_called_aetitle_not_recognized)
	2 - DICOM UL service-provider (ACSE related function)	1 - no-reason-given	Association is not established. The following error is logged. Error: UserRecoverable: impl.dicom.access.PEER: Associationrejected by peer (1: REJECT_RESULT_permanent, 2: REJECT_SOURCE_dul_provider (acse), 1: REJECT_REASON_no_reason_given)
		2 - protocol-version-not-supported	Association is not established. The following error is logged. Association rejected by peer (1: REJECT_RESULT_permanent, 2: REJECT_SOURCE_dul_provider (acse), 2: REJECT_REASON_application_context_not_support)
	3 - DICOM UL service-provider (Presentation related function)	1 - temporary-congestion	Association is not established. The following error is logged. Association rejected by peer (1: REJECT_RESULT_permanent, 3: REJECT_SOURCE_dul_provider (presentation), 1: REJECT_REASON_no_reason_given)
		2 - local-limit-exceeded	Association is not established. The following error is logged. Association rejected by peer (1: REJECT_RESULT_permanent, 3: REJECT_SOURCE_dul_provider (presentation), 2: REJECT_REASON_application_context_not_support)
2 - rejected-transient	1 - DICOM UL service-user	1 - no-reason-given	Association is not established. The following error is logged. Association rejected by peer (2: REJECT_RESULT_transient, 1: REJECT_SOURCE_dul_user, 1: REJECT_REASON_no_reason_given)
		2 - application-context-name-not-supported	Association is not established. The following error is logged. Association rejected by peer (2: REJECT_RESULT_transient, 1: REJECT_SOURCE_dul_user, 2: REJECT_REASON_application_context_not_support)
		3 - calling-AE-title-not-recognized	Association is not established. The following error is logged. Association rejected by peer (2: REJECT_RESULT_transient, 1: REJECT_SOURCE_dul_user, 3: REJECT_REASON_calling_aetitle_not_recognized)
		7 - called-AE-title-not-recognized	Association is not established. The following error is logged. Association rejected by peer (2: REJECT_RESULT_transient, 1: REJECT_SOURCE_dul_user, 7: REJECT_REASON_called_aetitle_not_recognized)
	2 - DICOM UL service-provider (ACSE related function)	1 - no-reason-given	Association is not established. The following error is logged. Association rejected by peer (2: REJECT_RESULT_transient, 2: REJECT_SOURCE_dul_provider (acse), 1: REJECT_REASON_no_reason_given)
		2 - protocol-version-not-supported	Association is not established. The following error is logged. Association rejected by peer (2: REJECT_RESULT_transient, 2: REJECT_SOURCE_dul_provider (acse), 2: REJECT_REASON_application_context_not_support)

Result	Source	Reason/Diagnosis	Behavior
	3 - DICOM UL service-provider (Presentation related function)	1 - temporary-congestion	Association is not established. The following error is logged. Association rejected by peer (2: REJECT_RESULT_transient, 3: REJECT_SOURCE_dul_provider (presentation), 1: REJECT_REASON_no_reason_given)
		2 - local-limit-exceeded	Association is not established. The following error is logged. Association rejected by peer (2: REJECT_RESULT_transient, 3: REJECT_SOURCE_dul_provider (presentation), 2: REJECT_REASON_application_context_not_support)

The behavior of the AE on receiving an Association abort is summarized in the next table.

Table 13: Association Abort Handling

Source	Reason/Diagnosis	Behavior when received	Sent when
0 - DICOM UL service-user (initiated abort)	0- reason-not-specified	When received, the Q-Station 3.9 terminates the connection with the following log: Association ABORTED by peer (0: ABORT_SOURCE_dul_user, 0: ABORT_REASON_not_specified).	<ul style="list-style-type: none"> • N-EVENT-REPORT received with status FAILURE. • Abort is issued to an executing job that utilizes this network connection (ExportNetwork/ArchiveNetwork/DICOMCopy/DICOMMove) • Any other problem than ones specified for Q-Station 3.9 Network AE SCU in the rows below. (Examples: Problem while decoding the DICOM stream, SCU was unable to send the Response to SCP, Error writing to SCU stream).
2 - DICOM UL service-provider (initiated abort)	0 - reason-not-specified	When received, the Q-Station 3.9 Network AE terminates the connection with the following log: Association ABORTED by peer (2: ABORT_SOURCE_dul_provider, 0: ABORT_REASON_not_specified)	<ul style="list-style-type: none"> • There are problems in SCU/SCP role negotiation. • Any other problem than ones specified for Q-Station 3.9 Network AE SCU in the rows below. (Example: Problem while decoding the DICOM stream).
	1 - unrecognized-PDU	When received, the Q-Station 3.9 Network AE terminates the connection with the following log: Association ABORTED by peer (2: ABORT_SOURCE_dul_provider, 1: ABORT_REASON_unrecognized_pdu).	An unrecognized PDU type is received ⁴ .
	2 - unexpected-PDU	When received, the Q-Station 3.9 Network AE terminates the connection with the following log: Association ABORTED by peer (2: ABORT_SOURCE_dul_provider, 2: ABORT_REASON_unexpected_pdu).	The received PDU type is not expected in the current state of connection ⁵ .
	4 - unrecognized-PDU-parameter	When received, the Q-Station 3.9 Network AE terminates the connection with the following log: Association ABORTED by peer (2: ABORT_SOURCE_dul_provider, 4: ABORT_REASON_unrecognized_pdu_parameter).	An unrecognized Associate PDU item is received ¹ .
	5 - unexpected-PDU-parameter	When received, the Q-Station 3.9 Network AE terminates the connection with the following log: Association ABORTED by peer (2: ABORT_SOURCE_dul_provider, 5: ABORT_REASON_unexpected_pdu_parameter).	<ul style="list-style-type: none"> • One of the Associate PDU items is received more than once². • One of the Associate PDU items is received unexpectedly².

Source	Reason/Diagnosis	Behavior when received	Sent when
	6 - invalid-PDU-parameter-value	When received, the Q-Station 3.9 Network AE terminates the connection with the following log: Association ABORTED by peer (2: ABORT_SOURCE_dul_provider, 6: ABORT_REASON_invalid_pdu_parameter).	<ul style="list-style-type: none"> • One of the Associate PDU items is received more than once³. • One of the Associate PDU items is not received³. • There is mismatch in the application context names between the SCU and the SCP. • Illegal Asynchronous Operations Window invoke value is received. • Illegal Asynchronous Operations Window perform value is received. • Unknown presentation context id is received. • Unknown abstract syntax is received. • The length or the format of a received PDU item is invalid.

Notes:

1. Associate PDU items that are recognized:

- 0x10 APPLICATION CONTEXT
- 0x20 PRESENTATION CONTEXT (RQ)
- 0x21 PRESENTATION CONTEXT (AC)
- 0x30 ABSTRACT SYNTAX
- 0x40 TRANSFER SYNTAX
- 0x50 USER INFO
- 0x51 MAXIMUM LENGTH
- 0x52 IMPLEMENTATION CLASS UID
- 0x53 ASYNCHRONOUS OPERATIONS WINDOW
- 0x54 SCP/SCU ROLE SELECTION
- 0x55 IMPLEMENTATION VERSION NAME
- 0x56 SOP CLASS EXTENDED NEGOTIATION

2. Associate PDU items for Unexpected-PDU parameterReceived more than once:

- 0x10 APPLICATION CONTEXT (SCU, SCP)
- 0x30 ABSTRACT SYNTAX (SCU, SCP)
- 0x40 TRANSFER SYNTAX (SCU)

Received unexpectedly:

- 0x20 PRESENTATION CONTEXT (RQ) (SCU)

3. Associate PDU items for Invalid-PDU parameter value:

Received more than once (SCU, SCP):

- 0x50 USER INFO
- 0x51 MAXIMUM LENGTH
- 0x52 IMPLEMENTATION CLASS UID
- 0x53 ASYNCHRONOUS OPERATIONS WINDOW
- 0x55 IMPLEMENTATION VERSION NAME

Received illegally:

- 0x21 PRESENTATION CONTEXT (AC) (SCP)

PDU items not received:

- 0x10 APPLICATION CONTEXT (SCU, SCP)
- 0x20 PRESENTATION CONTEXT (RQ) (SCP)
- 0x21 PRESENTATION CONTEXT (AC) (SCU)
- 0x50 USER INFO (SCU, SCP)
- 0x30 ABSTRACT SYNTAX (SCU)
- 0x40 TRANSFER SYNTAX (SCU)
- 0x51 MAXIMUM LENGTH (SCU, SCP)
- 0x52 IMPLEMENTATION CLASS UID (SCU)

4. PDU types that are recognized:

- 0x01 A-ASSOCIATE-RQ
- 0x02 A-ASSOCIATE-AC
- 0x03 A-ASSOCIATE-RJ
- 0x04 P-DATA-TF
- 0x05 A-RELEASE-RQ
- 0x06 A-RELEASE-RP
- 0x07 A-ABORT

5. Expected PDU's for following states:

STATE_IDLE:

- 0x01 A-ASSOCIATE-RQ
- 0x02 A-ASSOCIATE-AC
- 0x03 A-ASSOCIATE-RJ
- 0x05 A-RELEASE-RQ
- 0x06 A-RELEASE-RP

STATE_ASSOCIATED:

- 0x01 A-ASSOCIATE-RQ
- 0x02 A-ASSOCIATE-AC
- 0x03 A-ASSOCIATE-RJ
- 0x06 A-RELEASE-RP

STATE_ASSOCIATING (SCU):

- 0x01 A-ASSOCIATE-RQ
- 0x04 P-DATA-TF
- 0x05 A-RELEASE-RQ
- 0x06 A-RELEASE-RP

STATE_RELEASING:

- 0x01 A-ASSOCIATE-RQ
- 0x02 A-ASSOCIATE-AC
- 0x03 A-ASSOCIATE-RJ

STATE_WAIT_FOR_ASSOCIATE (SCP):

- 0x02 A-ASSOCIATE-AC
- 0x03 A-ASSOCIATE-RJ
- 0x04 P-DATA-TF
- 0x05 A-RELEASE-RQ
- 0x06 A-RELEASE-RP
- 0x07 A-ABORT

STATE_WAIT_FOR_FINISH:

- 0x01 A-ASSOCIATE-RQ
- 0x02 A-ASSOCIATE-AC
- 0x03 A-ASSOCIATE-RJ
- 0x04 P-DATA-TF
- 0x05 A-RELEASE-RQ
- 0x06 A-RELEASE-RP

STATE_WAIT_FOR_DISCONNECT:

- 0x01 A-ASSOCIATE-RQ
- 0x02 A-ASSOCIATE-AC
- 0x03 A-ASSOCIATE-RJ

STATE_TIMED_OUT:

- 0x01 A-ASSOCIATE-RQ
- 0x02 A-ASSOCIATE-AC
- 0x03 A-ASSOCIATE-RJ
- 0x04 P-DATA-TF
- 0x05 A-RELEASE-RQ

- 0x06 A-RELEASE-RP
- 0x07 A-ABORT

Table 14: DICOM Command Communication Failure Behavior

Exception	Behavior
Reply Time-out	The association is aborted using A-ABORT and command marked as failed. The reason is logged and reported to the user.

4.2.1.3.1. (Real-World) Activity – Verification as SCU

4.2.1.3.1.1. Description and Sequencing of Activities

The Q-Station 3.9 Network AE implements the Verification service class / Verification SOP class to verify application level communication.

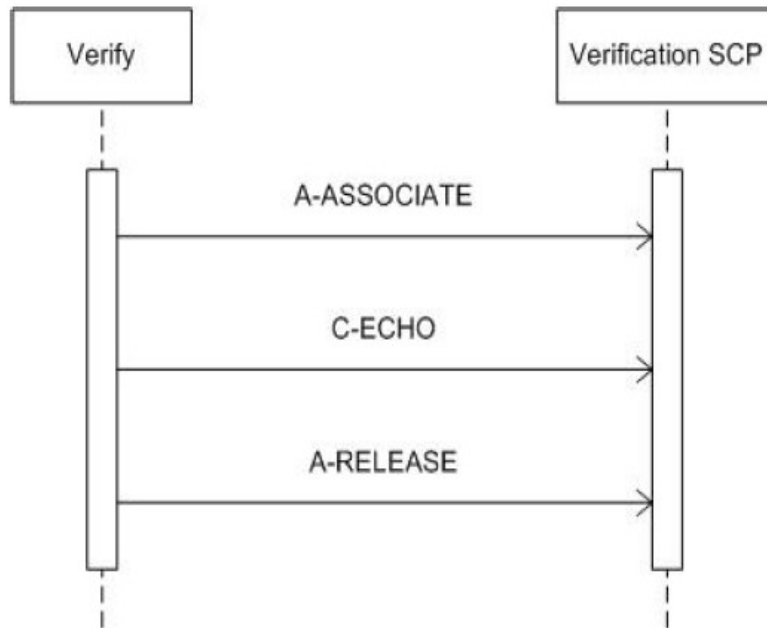


Figure 5: Data Flow Diagram – Verification as SCU

4.2.1.3.1.2. Proposed Presentation Contexts

The presentation contexts are defined in the next table.

Table 15: Proposed Presentation Contexts for (Real-World) Activity – Verification as SCU

Presentation Context Table					
Abstract Syntax		Transfer Syntax		Role	Extended Negotiation
Name	UID	Name List	UID List		
Verification SOP Class	1.2.840.10008.1.1	Explicit VR Big Endian	1.2.840.10008.1.2.2	SCU	None
		Implicit VR Little Endian	1.2.840.10008.1.2		
		Explicit VR Little Endian	1.2.840.10008.1.2.1		

4.2.1.3.1.3. SOP Specific Conformance for Verification SOP Class

This section and sub-section include the manufacturer SOP and Dataset specific information as well the status codes and their corresponding behavior.

The Q-Station 3.9 Network AE provides standard conformance to the DICOM Verification service class.

4.2.1.3.1.3.1. Dataset Specific Conformance for Verification C-ECHO SCU

Detail regarding the Dataset Specific response behavior will be reported in this section.

This part of the section includes the dataset specific behavior, i.e. error codes, error and exception handling, time-outs, etc.

Table 16: Status Response

Service Status	Error Code	Further Meaning	Behavior
Success	0000	Confirmation	The SCP has successfully returned a verification response

4.2.1.3.2. (Real-World) Activity – Modality Performed Procedure Step as SCU (Not supported on QLAB)

4.2.1.3.2.1. Description and Sequencing of Activities

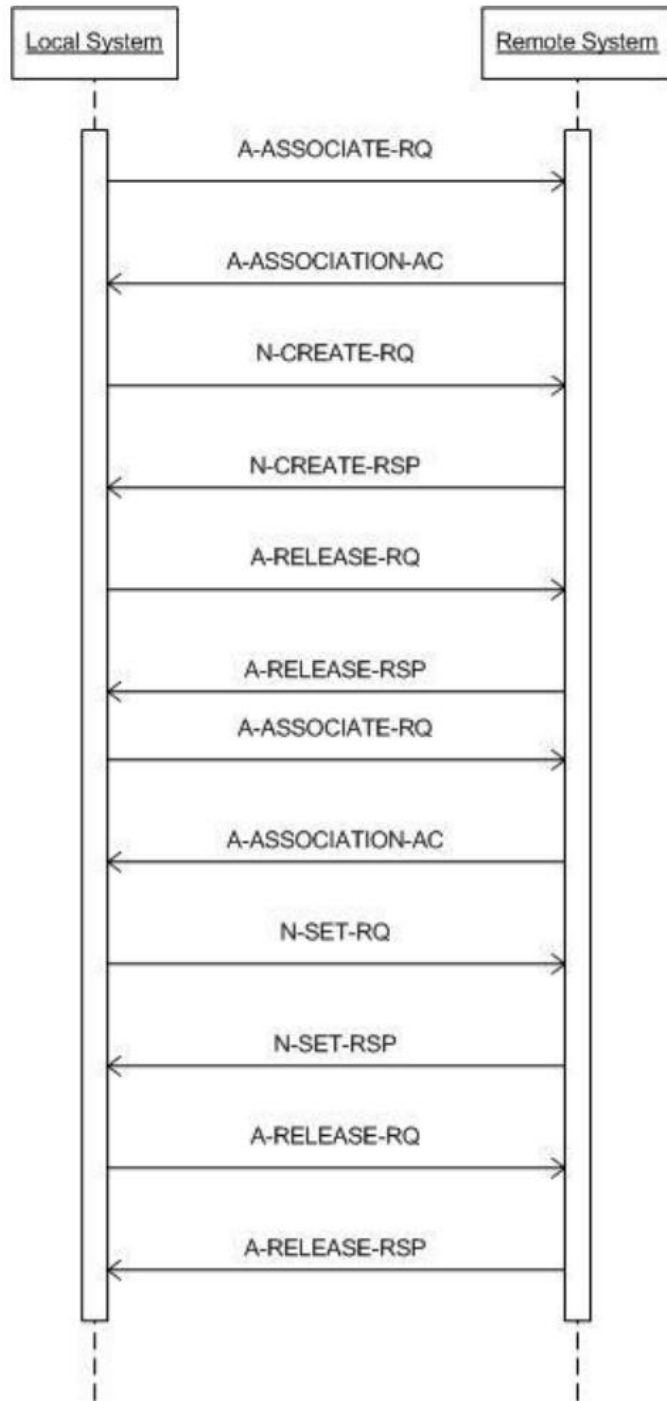


Figure 6: Data Flow Diagram - Modality Performed Procedure Step as SCU

4.2.1.3.2.2. Proposed Presentation Contexts

The presentation contexts are defined in the next table.

Table 17: Proposed Presentation Contexts for (Real-World) Activity – Modality Performed Procedure Step As SCU

Presentation Context Table					
Abstract Syntax		Transfer Syntax		Role	Extended Negotiation
Name	UID	Name List	UID List		
Modality Performed Procedure Step SOP Class	1.2.840.10008.3.1.2.3.3	Explicit VR Big Endian	1.2.840.10008.1.2.2	SCU	None
		Explicit VR Little Endian	1.2.840.10008.1.2.1		
		Implicit VR Little Endian	1.2.840.10008.1.2		

4.2.1.3.2.3. SOP Specific Conformance for Modality Performed Procedure Step SOP Class

This section and sub-section include the manufacturer SOP and Dataset specific information as well the status codes and their corresponding behavior.

4.2.1.3.2.3.1. Dataset Specific Conformance for Modality Performed Procedure Step SOP Class N-CREATE-SCU

Detail regarding the Dataset Specific response behavior will be reported in this section.

Table 18: Modality Performed Procedure Step for N-CREATE-RQ

Attribute Name	Tag	Comment
Image Acquisition Results Module		
Modality	(0008,0060)	
Study ID	(0020,0010)	
Performed Protocol Code Sequence	(0040,0260)	
Performed Series Sequence	(0040,0340)	
>Retrieve AETitle	(0008,0054)	
>Series Description	(0008,103E)	
>Performing Physicians Name	(0008,1050)	
>Operators Name	(0008,1070)	
>Referenced Image Sequence	(0008,1140)	
>>Referenced SOP Class UID	(0008,1150)	
>>Referenced SOP Instance UID	(0008,1155)	
>Protocol Name	(0018,1030)	
>Series Instance UID	(0020,000E)	
>Referenced Non Image Composite SOP Instance Sequence	(0040,0220)	
Performed Procedure Step Information Module		
Procedure Code Sequence	(0008,1032)	
Performed Station AETitle	(0040,0241)	
Performed Station Name	(0040,0242)	
Performed Location	(0040,0243)	
Performed Procedure Step Start Date	(0040,0244)	
Performed Procedure Step Start Time	(0040,0245)	
Performed Procedure Step End Date	(0040,0250)	
Performed Procedure Step End Time	(0040,0251)	
Performed Procedure Step Status	(0040,0252)	
Performed Procedure Step ID	(0040,0253)	
Performed Procedure Step Description	(0040,0254)	
Performed Procedure Type Description	(0040,0255)	
Performed Procedure Step Relationship Module		
Referenced Patient Sequence	(0008,1120)	

Attribute Name	Tag	Comment
Image Acquisition Results Module		
Patient's Name	(0010,0010)	
Patient ID	(0010,0020)	
Patient's Birth Date	(0010,0030)	
Patient's Sex	(0010,0040)	
Scheduled Step Attributes Sequence	(0040,0270)	
>Accession Number	(0008,0050)	
>Referenced Study Sequence	(0008,1110)	
>Study Instance UID	(0020,000D)	
>Requested Procedure Description	(0032,1060)	
>Scheduled Procedure Step Description	(0040,0007)	
>Scheduled Protocol Code Sequence	(0040,0008)	
>Scheduled Procedure Step ID	(0040,0009)	
>Requested ProcedureID	(0040,1001)	

Possible status responses from N-CREATE-RQ actions are shown in next Table.

Table 19: Status Response

Service Status	Error Code	Further Meaning	Behavior
Success	0000	Confirmation, The SCP has completed the operation successfully.	The association will be released.

4.2.1.3.2.3.2. Dataset Specific Conformance for Modality Performed Procedure Step SOP Class N-SET-SCU

Detail regarding the Dataset Specific response behavior will be reported in this section.

Table 20: Modality Performed Procedure Step for N-SET-RQ

Attribute Name	Tag	Comment
Performed Procedure Step Information Module		
Performed Procedure Step End Date	(0040,0250)	
Performed Procedure Step End Time	(0040,0251)	
Performed Procedure Step Status	(0040,0252)	
Image Acquisition Results Module		
Performed Series Sequence	(0040,0340)	
>Retrieve AETitle	(0008,0054)	
>Series Description	(0008,103E)	
>Performing Physicians Name	(0008,1050)	
>Operators Name	(0008,1070)	
>Referenced Image Sequence	(0008,1140)	
>>Referenced SOP Class UID	(0008,1150)	
>>Referenced SOP Instance UID	(0008,1155)	
>Protocol Name	(0018,1030)	
>Series Instance UID	(0020,000E)	
>Referenced Non Image Composite SOP Instance Sequence	(0040,0220)	

Possible status responses from N-SET-RQ actions are shown in next Table.

Table 21: Status Response

Service Status	Error Code	Further Meaning	Behavior
Success	0000	Confirmation, The SCP has completed the operation successfully.	The association will be released.

4.2.1.3.3. (Real-World) Activity – FIND as SCU

4.2.1.3.3.1. Description and Sequencing of Activities

The operator on Q-Station 3.9 can query a remote database by selecting the “Remote Data” location from the data panel. A query form will appear with all available query matching keys that can be used to filter the request to the remote system. When the operator clicks on the “OK” button in the Query form, a C-FIND-RQ message is send to the remote system:

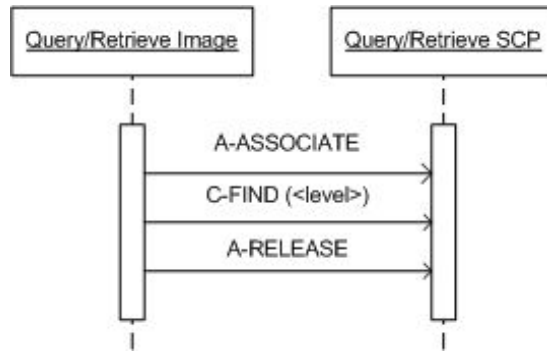


Figure 7: Data Flow Diagram – FIND as SCU

4.2.1.3.3.2. Proposed Presentation Contexts

The presentation contexts are defined in the next table.

Table 22: Proposed Presentation Contexts for (Real-World) Activity – FIND As SCU

Presentation Context Table					
Abstract Syntax		Transfer Syntax		Role	Extended Negotiation
Name	UID	Name List	UID List		
Patient Root QR Information Model - FIND SOP Class	1.2.840.10008.5.1.4.1.2.1.1	Explicit VR Big Endian	1.2.840.10008.1.2.2	SCU	None
		Implicit VR Little Endian	1.2.840.10008.1.2		
		Explicit VR Little Endian	1.2.840.10008.1.2.1		
Study Root QR Information Model - FIND SOP Class	1.2.840.10008.5.1.4.1.2.2.1	Explicit VR Big Endian	1.2.840.10008.1.2.2	SCU	None
		Implicit VR Little Endian	1.2.840.10008.1.2		
		Explicit VR Little Endian	1.2.840.10008.1.2.1		

4.2.1.3.3.3. SOP Specific Conformance for Patient Root QR Information Model - FIND SOP Class (Not supported on QLAB)

The Q-Station 3.9 system provides standard conformance to this SOP class. The Q-Station 3.9 AE will not generate queries containing optional keys and it will not generate relational queries.

A query to a remote system can be interrupted on Q-Station 3.9 by pressing the “Cancel” button in the query form. The Q-Station 3.9 system will interrupt the query process and the query job ends with the status cancelled.

4.2.1.3.3.3.1. Dataset Specific Conformance for Patient Root QR Information Model - FIND SOP Class C-FIND-SCU

In the next Table the supported query keys for each query level are described. Universal matching shall be supported as default.

Table 23: Supported Query Keys for Patient Root Information Model

Patient Root Information Model				
Attribute Name	Tag	VR	Type Of Matching	Comment
Query/Retrieve Level	0008,0052	CS	Single Value	
Patient level				
Patient ID	0010,0020	LO	Single Value,Universal,Wildcard	
Patient's Name	0010,0010	PN	Single Value,Universal,Wildcard	
Study level				
Study Date	0008,0020	DA	Single Value, Range, Universal	
Study Time	0008,0030	TM	Universal	
Accession Number	0008,0050	SH	Single Value, Universal, Wildcard	
Modalities in Study	0008,0060	CS	Single Value, Universal	
Patient ID	0010,0020	LO	Single Value	
Referring Physician's Name	0008,0090	PN	Single Value,Universal,Wildcard	
Study Instance UID	0020,000D	UI	Universal	
Study ID	0020,0010	SH	Single Value, Universal, Wildcard	
Series level				
Modality	0008,0060	CS	Universal	
Patient ID	0010,0020	LO	Single Value	
Study Instance UID	0020,000D	UI	Single Value	
Series Instance UID	0020,000E	UI	Universal	
Series Number	0020,0011	PN	Universal	
Image level				
SOP Class UID	0008,0016	UI	Universal	
SOP Instance UID	0008,0018	UI	Universal	
Patient ID	0010,0020	LO	Single Value	
Study Instance UID	0020,000D	UI	Single Value	
Series Instance UID	0020,000E	UI	Single Value	
Instance Number	0020,0013	IS	Universal	

This part of the section includes the dataset specific behavior, i.e. error codes, error and exception handling, time-outs, etc.

Table 24: Status Response

Service Status	Error Code	Further Meaning	Behavior
Success	0000	Matching is complete – No final identifier is supplied	Successful completion of the query.
Failure	A700	Refused – Out of resources	Not enough resources; exception during evaluation of query.
	C000	Failed – Unable to process	Any other exception generated while evaluating the query.
Cancel	FE00	Matching terminated due to Cancel request	Query has been cancelled.
Pending	FF00	Matches are continuing – Current match is supplied and any optional keys were supported in the same manner as required keys	Optional keys supported.

Service Status	Error Code	Further Meaning	Behavior
	FF01	Matches are continuing – Warning that one or more optional keys were not supported for existence and/or matching for this identifier	Optional keys not supported.

4.2.1.3.3.4. SOP Specific Conformance for Study Root QR Information Model - FIND SOP Class

This section and sub-section include the manufacturer SOP and Dataset specific information as well the status codes and their corresponding behavior.

4.2.1.3.3.4.1. Dataset Specific Conformance for Study Root QR Information Model - FIND SOP Class C-FIND-SCU

Detail regarding the Dataset Specific response behavior will be reported in this section.

Table 25: Supported Query Keys for Study Root Information Model

Study Root Information Model				
Attribute Name	Tag	VR	Type Of Matching	Comment
Query/Retrieve Level	0008,0052	CS	Single Value	
Study level				
Study Date	0008,0020	DA	Single Value, Range, Universal	
Study Time	0008,0030	TM	Universal	
Accession Number	0008,0050	SH	Single Value, Universal, Wildcard	
Modalities in Study	0008,0060	CS	Single Value, Universal	
Patient Name	0010,0010	PN	Single Value, Universal, Wildcard	
Patient ID	0010,0020	LO	Single Value, Universal, Wildcard	
Referring Physician's Name	0008,0090	PN	Single Value, Universal, Wildcard	
Study Instance UID	0020,000D	UI	Universal	
Study ID	0020,0010	SH	Single Value, Universal, Wildcard	
Series level				
Modality	0008,0060	CS	Universal	
Study Instance UID	0020,000D	UI	Single Value	
Series Instance UID	0020,000E	UI	Universal	
Series Number	0020,0011	PN	Universal	
Image level				
SOP Class UID	0008,0016	UI	Universal	
SOP Instance UID	0008,0018	UI	Universal	
Study Instance UID	0020,000D	UI	Single Value	
Series Instance UID	0020,000E	UI	Single Value	
Instance Number	0020,0013	IS	Universal	

This part of the section includes the dataset specific behavior, i.e. error codes, error and exception handling, time-outs, etc.

Table 26: Status Response

Service Status	Error Code	Further Meaning	Behavior
Success	0000	Matching is complete – No final identifier is supplied	Successful completion of the query.
Failure	A700	Refused – Out of resources	Not enough resources; exception during evaluation of query.
	C000	Failed – Unable to process	Any other exception generated while evaluating the query.
Cancel	FE00	Matching terminated due to Cancel request	Query has been cancelled.
Pending	FF00	Matches are continuing – Current match is supplied and any optional keys were supported in the same manner as required keys	Optional keys supported.
	FF01	Matches are continuing – Warning that one or more optional keys were not supported for existence and/or matching for this identifier	Optional keys not supported.

4.2.1.3.4. (Real-World) Activity – MOVE as SCU

4.2.1.3.4.1. Description and Sequencing of Activities

The Move activity as SCU (Move Remote Images) involves the retrieval of images on a remote system by moving matching studies/series from the remote database to the local database or to another remote database.

During a move operation, the operator may copy the selected studies/series from a remote database to the local database or to another remote database.

The Q-Station 3.9 Network AE initiates for each copy request an association to the selected remote DICOM node and uses this node to send the Retrieve (C-MOVE) request (and receives the associated responses). For successfully operation both systems must be configured to make a Retrieve (C-MOVE) possible.

The association is released after the final Retrieve (C-MOVE) response for the related request has been received (no more pending).

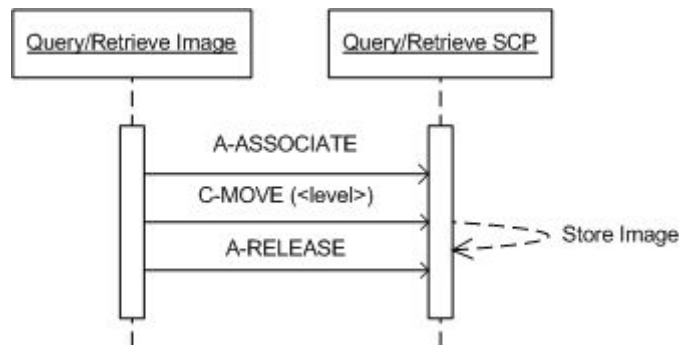


Figure 8: Data Flow Diagram – MOVE as SCU

4.2.1.3.4.2. Proposed Presentation Contexts

The presentation contexts are defined in the next table.

Table 27: Proposed Presentation Contexts for (Real-World) Activity – MOVE As SCU

Presentation Context Table					
Abstract Syntax		Transfer Syntax		Role	Extended Negotiation
Name	UID	Name List	UID List		
Patient Root QR Information Model - MOVE SOP Class	1.2.840.10008.5.1.4.1.2.1.2	Explicit VR Big Endian	1.2.840.10008.1.2.2	SCU	None
		Implicit VR Little Endian	1.2.840.10008.1.2		
		Explicit VR Little Endian	1.2.840.10008.1.2.1		
Study Root QR Information Model - MOVE SOP Class	1.2.840.10008.5.1.4.1.2.2.2	Explicit VR Big Endian	1.2.840.10008.1.2.2	SCU	None
		Implicit VR Little Endian	1.2.840.10008.1.2		
		Explicit VR Little Endian	1.2.840.10008.1.2.1		

Q-Station AE does not support extended negotiations.

4.2.1.3.4.3. SOP Specific Conformance for Patient Root QR Information Model - MOVE SOP Class

From the query responses received from a remote database, the Q-Station user can select:

- A single study
- Multiple studies
- A single series
- Multiple series.

Via the “copy” to local database action on Q-Station 3.9 a C-MOVE-RQ message on study or series level will be sent to the remote system. Q-Station 3.9 supports both the study level and series level request operation. (patient level and image level move is not supported)

In case multiple studies are selected for retrieve, for each study a separate job (=association) is created with 1 C-MOVE-RQ.

For multiple series retrieve, 1 job (association) is created with a C-MOVE-RQ for each requested series.

The Q-Station 3.9 user may cancel the C-MOVE service by issuing a C-MOVE-CANCEL request at any time during the processing of the C-MOVE.

4.2.1.3.4.3.1. Dataset Specific Conformance for Patient Root QR Information Model - MOVE SOP Class C-MOVE-SCU

Detail regarding the Dataset Specific response behavior will be reported in this section.

Table 28: Identifiers for MOVE Patient Root Information Model as SCU

Patient Root Information Model			
Attribute Name	Tag	VR	Comment
Query/Retrieve Level	0008,0052	CS	Applied value: STUDY or SERIES
Study level			
Patient ID	0010,0020	LO	
Study Instance UID	0020,000D	UI	
Series level			
Patient ID	0010,0020	LO	
Study Instance UID	0020,000D	UI	
Series Instance UID	0020,000E	UI	

This part of the section includes the dataset specific behavior, i.e. error codes, error and exception handling, time-outs, etc.

Table 29: Status Response for C-MOVE Patient Root Information Model

Service Status	Error Code	Further Meaning	Behavior
Success	0000	Sub-operations complete-No Failures	The move job is marked as completed. The association is released.
Refused	A701	Out of Resources- Unable to calculate number of matches	The move job is marked as failed. The association is released. The reason is logged and reported to the user.
	A702	Out of Resources – Unable to perform sub-operations	The move job is marked as failed. The association is released. The reason is logged and reported to the user.
	A801	Move destination unknown	The move job is marked as failed. The association is released. The reason is logged and reported to the user.
Failed	A900	Identifier does not match SOP class	The move job is marked as failed. The association is released. The reason is logged and reported to the user.
	Cxxx	Unable to process	The move job is marked as failed. The association is released. The reason is logged and reported to the user.
Cancel	FE00	Sub-operations terminated due to Cancel Indication	The move job is marked as cancelled. The association is released. The reason is logged and reported to the user.

Service Status	Error Code	Further Meaning	Behavior
Warning	B000	Sub-operations complete – One or more failures	The move job is marked as completed. The association is released.
Pending	FF00	Sub-operations are continuing.	The move job continues.

4.2.1.3.4.4. SOP Specific Conformance for Study Root QR Information Model - MOVE SOP Class

This section and sub-section include the manufacturer SOP and Dataset specific information as well the status codes and their corresponding behavior.

4.2.1.3.4.4.1. Dataset Specific Conformance for Study Root QR Information Model - MOVE SOP Class C-MOVE-SCU

Detail regarding the Dataset Specific response behavior will be reported in this section.

Table 30: Identifiers for MOVE Study Root Information Model as SCU

Study Root Information Model			
Attribute Name	Tag	VR	Comment
Query/Retrieve Level	0008,0052	CS	Applied value: STUDY or SERIES
Study level			
Study Instance UID	0020,000D	UI	
Series level			
Study Instance UID	0020,000D	UI	
Series Instance UID	0020,000E	UI	

This part of the section includes the dataset specific behavior, i.e. error codes, error and exception handling, time-outs, etc.

Table 31: Status Response for C-MOVE Study Root Information Model

Service Status	Error Code	Further Meaning	Behavior
Success	0000	Sub-operations complete-No Failures	The move job is marked as completed. The association is released.
Refused	A701	Out of Resources- Unable to calculate number of matches	The move job is marked as failed. The association is released. The reason is logged and reported to the user.
	A702	Out of Resources – Unable to perform sub-operations	The move job is marked as failed. The association is released. The reason is logged and reported to the user.
	A801	Move destination unknown	The move job is marked as failed. The association is released. The reason is logged and reported to the user.
Failed	A900	Identifier does not match SOP class	The move job is marked as failed. The association is released. The reason is logged and reported to the user.
	Cxxx	Unable to process	The move job is marked as failed. The association is released. The reason is logged and reported to the user.
Cancel	FE00	Sub-operations terminated due to Cancel Indication	The move job is marked as cancelled. The association is released. The reason is logged and reported to the user.
Warning	B000	Sub-operations complete – One or more failures	The move job is marked as completed. The association is released.
Pending	FF00	Sub-operations are continuing.	The move job continues.

4.2.1.3.5. (Real-World) Activity – Image Export

4.2.1.3.5.1. Description and Sequencing of Activities

The Q-Station 3.9 implements the Storage service class as part of the Q-Station 3.9 to store selected images at an archive or other storage SCP. All actual selected images are exported using one and the same association. The Q-Station 3.9 waits for synchronous report until, after a configurable time passed, it will release the association.

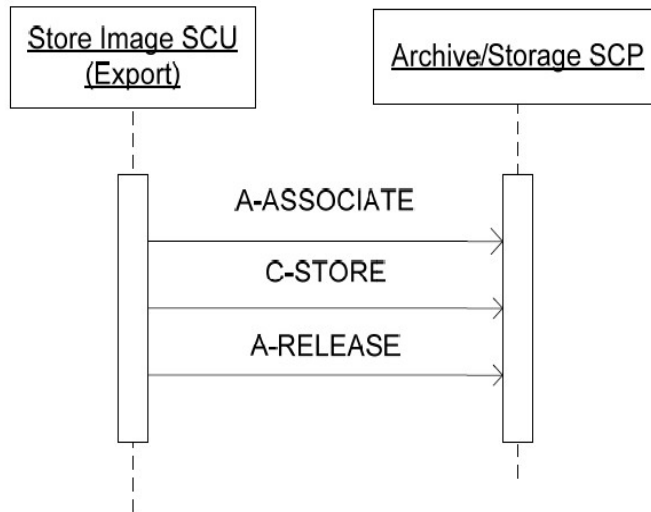


Figure 9: Data Flow Diagram – Store Image – Storage as SCU

4.2.1.3.5.2. Proposed Presentation Contexts

The presentation contexts are defined in the next table.

Table 32: Proposed Presentation Contexts for (Real-World) Activity – Image Export

Presentation Context Table					
Abstract Syntax		Transfer Syntax		Role	Extended Negotiation
Name	UID	Name List	UID List		
Computed Radiography Image Storage SOP Class	1.2.840.10008.5.1.4.1.1.1	Implicit VR Little Endian	1.2.840.10008.1.2	SCU	None
		Explicit VR Little Endian	1.2.840.10008.1.2.1		
		Explicit VR Big Endian	1.2.840.10008.1.2.2		
		RLE Lossless	1.2.840.10008.1.2.5		
		JPEG Baseline (Process 1)	1.2.840.10008.1.2.4.50		
		JPEG Lossless, Non-Hierarchical, FOP (Process 14)	1.2.840.10008.1.2.4.70		
Digital X-Ray Image Storage - For Pres. SOP Class	1.2.840.10008.5.1.4.1.1.1.1	Implicit VR Little Endian	1.2.840.10008.1.2	SCU	None
		Explicit VR Little Endian	1.2.840.10008.1.2.1		
		Explicit VR Big Endian	1.2.840.10008.1.2.2		
		RLE Lossless	1.2.840.10008.1.2.5		
		JPEG Baseline (Process 1)	1.2.840.10008.1.2.4.50		
		JPEG Lossless, Non-Hierarchical, FOP (Process 14)	1.2.840.10008.1.2.4.70		

Presentation Context Table					
Abstract Syntax		Transfer Syntax		Role	Extended Negotiation
Name	UID	Name List	UID List		
Digital X-Ray Image Storage - For Proc. SOP Class	1.2.840.10008.5.1.4.1.1.1.1.1	Implicit VR Little Endian	1.2.840.10008.1.2	SCU	None
		Explicit VR Little Endian	1.2.840.10008.1.2.1		
		Explicit VR Big Endian	1.2.840.10008.1.2.2		
		RLE Lossless	1.2.840.10008.1.2.5		
		JPEG Baseline (Process 1)	1.2.840.10008.1.2.4.50		
		JPEG Lossless, Non-Hierarchical, FOP (Process 14)	1.2.840.10008.1.2.4.70		
Digital Mammography X-Ray Image Storage - Pres. SOP Class	1.2.840.10008.5.1.4.1.1.1.2	Implicit VR Little Endian	1.2.840.10008.1.2	SCU	None
		Explicit VR Little Endian	1.2.840.10008.1.2.1		
		Explicit VR Big Endian	1.2.840.10008.1.2.2		
		RLE Lossless	1.2.840.10008.1.2.5		
		JPEG Baseline (Process 1)	1.2.840.10008.1.2.4.50		
		JPEG Lossless, Non-Hierarchical, FOP (Process 14)	1.2.840.10008.1.2.4.70		
Digital Mammography X-Ray Image Storage - Proc. SOP Class	1.2.840.10008.5.1.4.1.1.1.2.1	Implicit VR Little Endian	1.2.840.10008.1.2	SCU	None
		Explicit VR Little Endian	1.2.840.10008.1.2.1		
		Explicit VR Big Endian	1.2.840.10008.1.2.2		
		RLE Lossless	1.2.840.10008.1.2.5		
		JPEG Baseline (Process 1)	1.2.840.10008.1.2.4.50		
		JPEG Lossless, Non-Hierarchical, FOP (Process 14)	1.2.840.10008.1.2.4.70		
CT Image Storage SOP Class	1.2.840.10008.5.1.4.1.1.2	Implicit VR Little Endian	1.2.840.10008.1.2	SCU	None
		Explicit VR Little Endian	1.2.840.10008.1.2.1		
		Explicit VR Big Endian	1.2.840.10008.1.2.2		
		RLE Lossless	1.2.840.10008.1.2.5		
		JPEG Baseline (Process 1)	1.2.840.10008.1.2.4.50		
		JPEG Lossless, Non-Hierarchical, FOP (Process 14)	1.2.840.10008.1.2.4.70		
Enhanced CT Image Storage SOP Class	1.2.840.10008.5.1.4.1.1.2.1	Implicit VR Little Endian	1.2.840.10008.1.2	SCU	None
		Explicit VR Little Endian	1.2.840.10008.1.2.1		
		Explicit VR Big Endian	1.2.840.10008.1.2.2		
		RLE Lossless	1.2.840.10008.1.2.5		
		JPEG Baseline (Process 1)	1.2.840.10008.1.2.4.50		
		JPEG Lossless, Non-Hierarchical, FOP (Process 14)	1.2.840.10008.1.2.4.70		
Ultrasound Multi-frame Image Storage SOP Class	1.2.840.10008.5.1.4.1.1.3.1	Implicit VR Little Endian	1.2.840.10008.1.2	SCU	None
		Explicit VR Little Endian	1.2.840.10008.1.2.1		
		Explicit VR Big Endian	1.2.840.10008.1.2.2		
		RLE Lossless	1.2.840.10008.1.2.5		
		JPEG Baseline (Process 1)	1.2.840.10008.1.2.4.50		
		JPEG Lossless, Non-Hierarchical, FOP (Process 14)	1.2.840.10008.1.2.4.70		
MR Image Storage SOP Class	1.2.840.10008.5.1.4.1.1.4	Implicit VR Little Endian	1.2.840.10008.1.2	SCU	None
		Explicit VR Little Endian	1.2.840.10008.1.2.1		
		Explicit VR Big Endian	1.2.840.10008.1.2.2		
		RLE Lossless	1.2.840.10008.1.2.5		
		JPEG Baseline (Process 1)	1.2.840.10008.1.2.4.50		

Presentation Context Table					
Abstract Syntax		Transfer Syntax		Role	Extended Negotiation
Name	UID	Name List	UID List		
		JPEG Lossless, Non-Hierarchical, FOP (Process 14)	1.2.840.10008.1.2.4.70		
Enhanced MR Image Storage SOP Class	1.2.840.10008.5.1.4.1.1.4.1	Implicit VR Little Endian	1.2.840.10008.1.2	SCU	None
		Explicit VR Little Endian	1.2.840.10008.1.2.1		
		Explicit VR Big Endian	1.2.840.10008.1.2.2		
		RLE Lossless	1.2.840.10008.1.2.5		
		JPEG Baseline (Process 1)	1.2.840.10008.1.2.4.50		
		JPEG Lossless, Non-Hierarchical, FOP (Process 14)	1.2.840.10008.1.2.4.70		
MR Spectroscopy Storage SOP Class	1.2.840.10008.5.1.4.1.1.4.2	Implicit VR Little Endian	1.2.840.10008.1.2	SCU	None
		Explicit VR Little Endian	1.2.840.10008.1.2.1		
		Explicit VR Big Endian	1.2.840.10008.1.2.2		
		RLE Lossless	1.2.840.10008.1.2.5		
		JPEG Baseline (Process 1)	1.2.840.10008.1.2.4.50		
		JPEG Lossless, Non-Hierarchical, FOP (Process 14)	1.2.840.10008.1.2.4.70		
Ultrasound Image Storage SOP Class	1.2.840.10008.5.1.4.1.1.6.1	Implicit VR Little Endian	1.2.840.10008.1.2	SCU	None
		Explicit VR Little Endian	1.2.840.10008.1.2.1		
		Explicit VR Big Endian	1.2.840.10008.1.2.2		
		RLE Lossless	1.2.840.10008.1.2.5		
		JPEG Baseline (Process 1)	1.2.840.10008.1.2.4.50		
		JPEG Lossless, Non-Hierarchical, FOP (Process 14)	1.2.840.10008.1.2.4.70		
Secondary Capture Image Storage SOP Class	1.2.840.10008.5.1.4.1.1.7	Implicit VR Little Endian	1.2.840.10008.1.2	SCU	None
		Explicit VR Little Endian	1.2.840.10008.1.2.1		
		Explicit VR Big Endian	1.2.840.10008.1.2.2		
		RLE Lossless	1.2.840.10008.1.2.5		
		JPEG Baseline (Process 1)	1.2.840.10008.1.2.4.50		
		JPEG Lossless, Non-Hierarchical, FOP (Process 14)	1.2.840.10008.1.2.4.70		
General ECG Waveform Storage SOP Class	1.2.840.10008.5.1.4.1.1.9.1.2	Implicit VR Little Endian	1.2.840.10008.1.2	SCU	None
		Explicit VR Little Endian	1.2.840.10008.1.2.1		
		Explicit VR Big Endian	1.2.840.10008.1.2.2		
		RLE Lossless	1.2.840.10008.1.2.5		
		JPEG Baseline (Process 1)	1.2.840.10008.1.2.4.50		
		JPEG Lossless, Non-Hierarchical, FOP (Process 14)	1.2.840.10008.1.2.4.70		
X-Ray Angiographic Image Storage SOP Class	1.2.840.10008.5.1.4.1.1.12.1	Implicit VR Little Endian	1.2.840.10008.1.2	SCU	None
		Explicit VR Little Endian	1.2.840.10008.1.2.1		
		Explicit VR Big Endian	1.2.840.10008.1.2.2		
		RLE Lossless	1.2.840.10008.1.2.5		
		JPEG Baseline (Process 1)	1.2.840.10008.1.2.4.50		
		JPEG Lossless, Non-Hierarchical, FOP (Process 14)	1.2.840.10008.1.2.4.70		
X-Ray Radiofluoroscopic Image Storage SOP Class	1.2.840.10008.5.1.4.1.1.12.2	Implicit VR Little Endian	1.2.840.10008.1.2	SCU	None
		Explicit VR Little Endian	1.2.840.10008.1.2.1		
		Explicit VR Big Endian	1.2.840.10008.1.2.2		
		RLE Lossless	1.2.840.10008.1.2.5		

Presentation Context Table					
Abstract Syntax		Transfer Syntax		Role	Extended Negotiation
Name	UID	Name List	UID List		
Enhanced XA Image Storage SOP Class	1.2.840.10008.5.1.4.1.1.12.1.1	JPEG Baseline (Process 1)	1.2.840.10008.1.2.4.50	SCU	None
		JPEG Lossless, Non-Hierarchical, FOP (Process 14)	1.2.840.10008.1.2.4.70		
		Implicit VR Little Endian	1.2.840.10008.1.2		
		Explicit VR Little Endian	1.2.840.10008.1.2.1		
		Explicit VR Big Endian	1.2.840.10008.1.2.2		
		RLE Lossless	1.2.840.10008.1.2.5		
		JPEG Baseline (Process 1)	1.2.840.10008.1.2.4.50		
Enhanced XRF Image Storage SOP Class	1.2.840.10008.5.1.4.1.1.12.2.1	JPEG Lossless, Non-Hierarchical, FOP (Process 14)	1.2.840.10008.1.2.4.70	SCU	None
		Implicit VR Little Endian	1.2.840.10008.1.2		
		Explicit VR Little Endian	1.2.840.10008.1.2.1		
		Explicit VR Big Endian	1.2.840.10008.1.2.2		
		RLE Lossless	1.2.840.10008.1.2.5		
		JPEG Baseline (Process 1)	1.2.840.10008.1.2.4.50		
		JPEG Lossless, Non-Hierarchical, FOP (Process 14)	1.2.840.10008.1.2.4.70		
Nuclear Medicine Image Storage SOP Class	1.2.840.10008.5.1.4.1.1.20	Implicit VR Little Endian	1.2.840.10008.1.2	SCU	None
		Explicit VR Little Endian	1.2.840.10008.1.2.1		
		Explicit VR Big Endian	1.2.840.10008.1.2.2		
		RLE Lossless	1.2.840.10008.1.2.5		
		JPEG Baseline (Process 1)	1.2.840.10008.1.2.4.50		
		JPEG Lossless, Non-Hierarchical, FOP (Process 14)	1.2.840.10008.1.2.4.70		
		JPEG Lossless, Non-Hierarchical, FOP (Process 14)	1.2.840.10008.1.2.4.70		
Basic Text SR SOP Class	1.2.840.10008.5.1.4.1.1.88.11	Implicit VR Little Endian	1.2.840.10008.1.2	SCU	None
		Explicit VR Little Endian	1.2.840.10008.1.2.1		
		Explicit VR Big Endian	1.2.840.10008.1.2.2		
		RLE Lossless	1.2.840.10008.1.2.5		
		JPEG Baseline (Process 1)	1.2.840.10008.1.2.4.50		
		JPEG Lossless, Non-Hierarchical, FOP (Process 14)	1.2.840.10008.1.2.4.70		
		JPEG Lossless, Non-Hierarchical, FOP (Process 14)	1.2.840.10008.1.2.4.70		
Enhanced SR SOP Class	1.2.840.10008.5.1.4.1.1.88.22	Implicit VR Little Endian	1.2.840.10008.1.2	SCU	None
		Explicit VR Little Endian	1.2.840.10008.1.2.1		
		Explicit VR Big Endian	1.2.840.10008.1.2.2		
		RLE Lossless	1.2.840.10008.1.2.5		
		JPEG Baseline (Process 1)	1.2.840.10008.1.2.4.50		
		JPEG Lossless, Non-Hierarchical, FOP (Process 14)	1.2.840.10008.1.2.4.70		
		JPEG Lossless, Non-Hierarchical, FOP (Process 14)	1.2.840.10008.1.2.4.70		
Comprehensive SR SOP Class	1.2.840.10008.5.1.4.1.1.88.33	Implicit VR Little Endian	1.2.840.10008.1.2	SCU	None
		Explicit VR Little Endian	1.2.840.10008.1.2.1		
		Explicit VR Big Endian	1.2.840.10008.1.2.2		
		RLE Lossless	1.2.840.10008.1.2.5		
		JPEG Baseline (Process 1)	1.2.840.10008.1.2.4.50		
		JPEG Lossless, Non-Hierarchical, FOP (Process 14)	1.2.840.10008.1.2.4.70		
		JPEG Lossless, Non-Hierarchical, FOP (Process 14)	1.2.840.10008.1.2.4.70		
Encapsulated PDF Storage SOP Class	1.2.840.10008.5.1.4.1.1.104.1	Implicit VR Little Endian	1.2.840.10008.1.2	SCU	None
		Explicit VR Little Endian	1.2.840.10008.1.2.1		
		Explicit VR Big Endian	1.2.840.10008.1.2.2		

Presentation Context Table					
Abstract Syntax		Transfer Syntax		Role	Extended Negotiation
Name	UID	Name List	UID List		
		RLE Lossless	1.2.840.10008.1.2.5		
		JPEG Baseline (Process 1)	1.2.840.10008.1.2.4.50		
		JPEG Lossless, Non-Hierarchical, FOP (Process 14)	1.2.840.10008.1.2.4.70		
Positron Emission Tomography Image Storage SOP Class	1.2.840.10008.5.1.4.1.1.128	Implicit VR Little Endian	1.2.840.10008.1.2	SCU	None
		Explicit VR Little Endian	1.2.840.10008.1.2.1		
		Explicit VR Big Endian	1.2.840.10008.1.2.2		
		RLE Lossless	1.2.840.10008.1.2.5		
		JPEG Baseline (Process 1)	1.2.840.10008.1.2.4.50		
		JPEG Lossless, Non-Hierarchical, FOP (Process 14)	1.2.840.10008.1.2.4.70		
Enhanced PET Image Storage SOP Class	1.2.840.10008.5.1.4.1.1.130	Implicit VR Little Endian	1.2.840.10008.1.2	SCU	None
		Explicit VR Little Endian	1.2.840.10008.1.2.1		
		Explicit VR Big Endian	1.2.840.10008.1.2.2		
		RLE Lossless	1.2.840.10008.1.2.5		
		JPEG Baseline (Process 1)	1.2.840.10008.1.2.4.50		
		JPEG Lossless, Non-Hierarchical, FOP (Process 14)	1.2.840.10008.1.2.4.70		
RT Image Storage SOP Class	1.2.840.10008.5.1.4.1.1.481.1	Implicit VR Little Endian	1.2.840.10008.1.2	SCU	None
		Explicit VR Little Endian	1.2.840.10008.1.2.1		
		Explicit VR Big Endian	1.2.840.10008.1.2.2		
		RLE Lossless	1.2.840.10008.1.2.5		
		JPEG Baseline (Process 1)	1.2.840.10008.1.2.4.50		
		JPEG Lossless, Non-Hierarchical, FOP (Process 14)	1.2.840.10008.1.2.4.70		
Private 3D Presentation State	1.3.46.670589.2.5.1.1	Implicit VR Little Endian	1.2.840.10008.1.2	SCU	None
		Explicit VR Little Endian	1.2.840.10008.1.2.1		
		Explicit VR Big Endian	1.2.840.10008.1.2.2		
		RLE Lossless	1.2.840.10008.1.2.5		
		JPEG Baseline (Process 1)	1.2.840.10008.1.2.4.50		
		JPEG Lossless, Non-Hierarchical, FOP (Process 14)	1.2.840.10008.1.2.4.70		

4.2.1.3.5.3. SOP Specific Conformance for Storage SOP Classes

The export process in Q-Station can be configured to remove the “native” data elements from the objects (=private data from Philips Ultrasound modalities).

Q-Station 3.9 can create attributes that were not in the original received image.

The object supplier shall be responsible for the presence of DICOM UIDs.

Following remarks hold for the standard DICOM SOP Classes:

- The Q-Station 3.9 supports the following Photometric Interpretations for non-compressed images:

- MONOCHROME1,
- MONOCHROME2,
- PALETTE COLOR,
- RGB, YBR_FULL,
- YBR_FULL_422,

- YBR_PARTIAL_422,
- YBR_ICT,
- YBR_RCT.

- The Q-Station 3.9 can convert Transfer Syntaxes from internal to external values. So Q-Station 3.9 can convert from internally JPEG compressed/uncompressed pixel data to external JPEG compressed/uncompressed pixel data.

- JPEG Lossless (NH-FOP) compresses all bits denoted by the attribute DICOM_BITS_ALLOCATED. Therefore, any overlays encoded in the pixel data are also encoded and decoded.

- In case of both source (internal) and target compressed pixel data, decompression of the source pixel data and compression to the target pixel data only takes place in the following cases:

- 1) The source and target compression formats are different; or:
- 2) The source pixel data is multi-frame without a BOT.

- The BOT in compressed pixel data is filled if:

- 1) This is explicitly configured; or:
- 2) Group length attributes are configured.

4.2.1.3.5.3.1. Dataset Specific Conformance for C-STORE-RQ

Detail regarding the Dataset Specific response behavior will be reported in this section.

This includes the dataset specific behavior, i.e. error codes, error and exception handling, time-outs, etc.

Table 33: Status Response

Service Status	Error Code	Further Meaning	Behavior
Success	0000	Successful stored	Progress of the export job is updated and connection is retained for the next store. If the store of all the SOP instances is completed then the connection is released.
Failure	A7xx	Refused: Out of Resources	Error is logged and the export job fails. Connection is released.
	A9xx	Error: Data Set does not match SOP Class	Error is logged and the export job fails. Connection is released.
	Cxxx	Error: cannot understand	Error is logged and the export job fails. Connection is released.
Warning	B000	Coercion of Data Elements	Warning is logged and the export job continues. Connection is not released.
	B007	Data Set does not match SOP Class	Warning is logged and the export job continues. Connection is not released.
	B006	Elements Discarded	Warning is logged and the export job continues. Connection is not released.

4.2.1.3.6. (Real-World) Activity – Storage Commitment Push Model AS SCU

4.2.1.3.6.1. Description and Sequencing of Activities

It accepts a storage commitment notification (N-EVENT-REPORT) from systems that send them.

Q-Station 3.9 supports both synchronous and asynchronous storage commitment. When synchronous storage commitment is configured and the event report is not received within the configured time-out interval, the Network AE will release the association and the storage commitment will commence as Asynchronous.

The Figure 9 below shows the sequence diagram for the synchronous storage commitment operation.

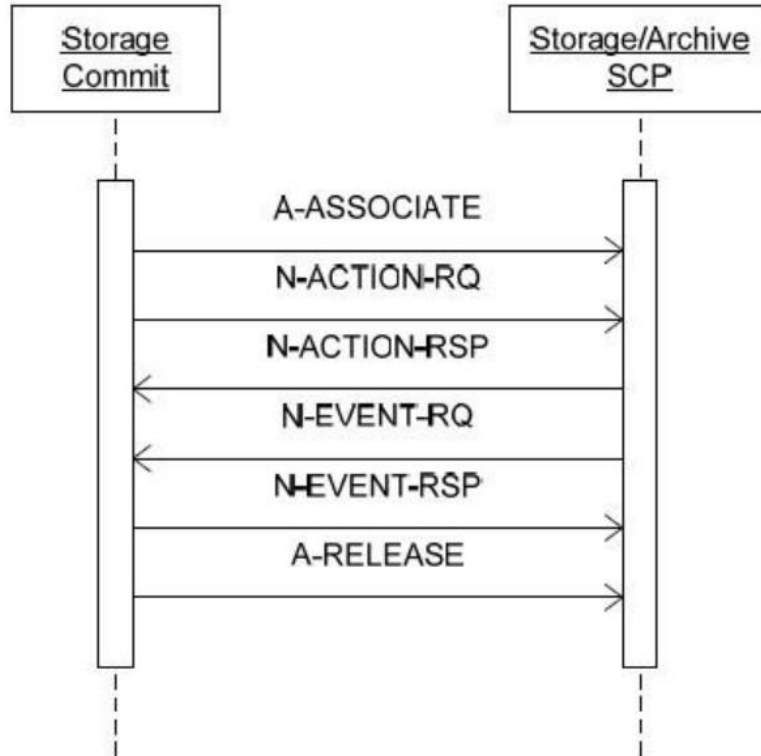


Figure 10: Data Flow Diagram - Commit Image (synchronous)

Via configuration in Q-Station 3.9 the archive can be requested to send the Storage Commitment reply (N-EVENT-REPORT-RQ) in a new association. After the N-ACTION-RSP is received from the archive, Q-Station 3.9 will close the association. The archive has to open a new association to Q-Station 3.9 to send the N-EVENT-REPORT message.

The Figure 10 below shows the sequence diagram for the Asynchronous storage commitment operation.

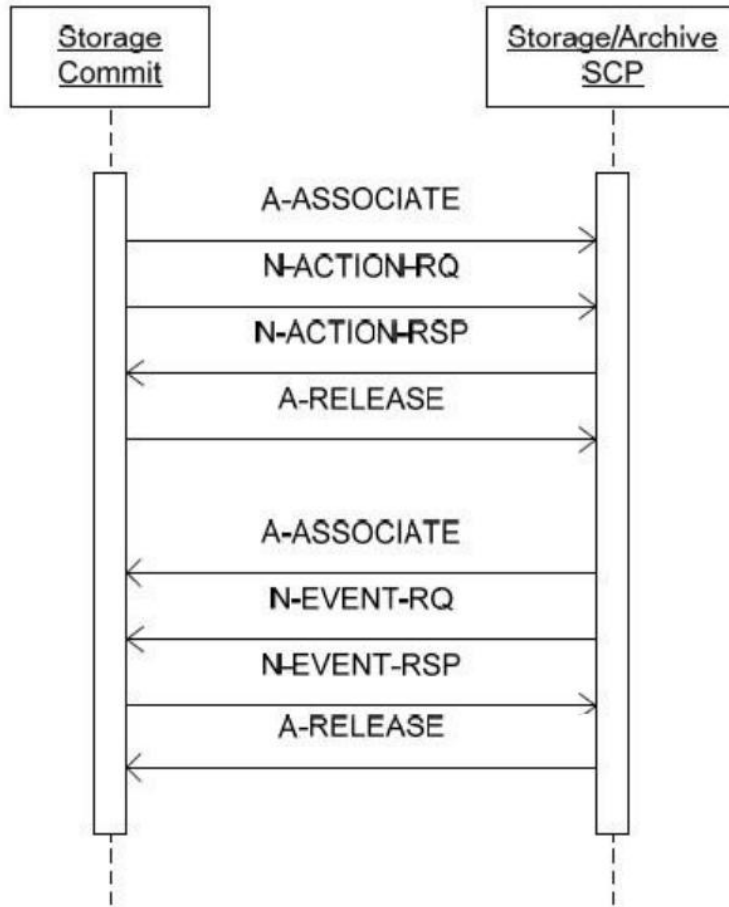


Figure 11: Data Flow Diagram - Commit Image (asynchronous)

4.2.1.3.6.2. Proposed Presentation Contexts

The presentation contexts are defined in the next table.

Table 34: Proposed Presentation Contexts for (Real-World) Activity – Storage Commitment Push Model AS SCU

Presentation Context Table					
Abstract Syntax		Transfer Syntax		Role	Extended Negotiation
Name	UID	Name List	UID List		
Storage Commitment Push Model SOP Class	1.2.840.10008.1.20.1	Explicit VR Big Endian	1.2.840.10008.1.2.2	SCU	None
		Explicit VR Little Endian	1.2.840.10008.1.2.1		
		Implicit VR Little Endian	1.2.840.10008.1.2		

4.2.1.3.6.3. SOP Specific Conformance for Storage Commitment Push Model SOP Class

Q-Station 3.9 conforms to the standard Storage Commitment model.

4.2.1.3.6.3.1. Dataset Specific Conformance for Storage Commitment Push Model SOP Class N-ACTION

Detail regarding the Dataset Specific response behavior will be reported in this section.

Table 35: Storage Commitment Attribute for N-ACTION-RQ

Attribute Name	Tag	Comment
Storage Commitment Module		
Transaction UID	(0008,1195)	NA
Referenced SOP Sequence	(0008,1199)	NA
Referenced SOP Class UID	>(0008,1150)	NA
Referenced SOP Instance UID	>(0008,1155)	NA

This part of the section includes the dataset specific behavior, i.e. error codes, error and exception handling, time-outs, etc.

Table 36: Status Response for N-ACTION-RQ

Service Status	Error Code	Further Meaning	Behavior
Success	0000	Confirmation: Operation complete	The association will be released according to the configured value for "Storage Commit Max Reply Waiting Time"
Failure	xxxx	Commitment request failed	

4.2.1.3.6.3.2. Dataset Specific Conformance for Storage Commitment Push Model SOP Class N-EVENT-REPORT

On receiving the storage commitment result, Q-Station 3.9 will update internally the archive status of the exported study. This part of the section includes the dataset specific behavior, i.e. error codes, error and exception handling, time-outs, etc.

Table 37: Status Response for N-EVENT-REPORT

Service Status	Error Code	Further Meaning	Behavior
Success	0000	Operation complete	

4.2.1.4. Association Acceptance Policy

The Q-Station 3.9 Network AE accepts associations for the following purposes:

- To allow remote applications to verify application level communication.
- To allow remote applications to store images in the Q-Station 3.9 database.
- To allow remote applications to send storage commit reports to Q-Station 3.9 as SCU.

The Q-Station 3.9 Network AE rejects association requests from unknown applications, i.e. applications that offer an unknown "calling AE title". An application is known if and only if it is defined per configuration of the Q-Station 3.9 system. The Q-Station 3.9 Network AE also rejects association requests from applications that do not address the Q-Station 3.9 Network AE, i.e. that offer a wrong "called AE title". The Q-Station 3.9 AE title is defined during configuration of Q-Station 3.9.

The Application Entity may reject Association attempts as shown in the table below.

Table 38: Association Reject Reasons

Result	Source	Reason/Diagnosis	Behavior
1 - rejected permanent	1 - DICOM UL service-user	1 - no-reason-given	Association is not established due to any problem other than that specified for Q-Station 3.9 SCP in the rows below. (Example: Problem while decoding the DICOM stream).
		2 - application-context-name-not-supported	An application context name other than 1.2.840.10008.3.1.1.1 is requested by the SCU during association.
		3 - calling-AE-title-not-recognized	The configuration does not contain a repository having the Calling AE Title as per the association request; There is a problem in configuration (related to composing the configuration from the SCU and the SCP configuration).
		7 - called-AE-title-not-recognized	The called AE Title in the association request does not match the AE Title as per the configuration.
	2 - DICOM UL service provider (ACSE related function)	1 - no-reason-given	Not used.
		2 - protocol-version-not-supported	Not used.
	3 - DICOM UL service provider (Presentation related function)	1 - temporary-congestion	Not used.
		2 - local-limit-exceeded	Not used.
	2 - rejected-transient	1 - DICOM UL service-user	1 - no-reason-given
2 - application-context-name-not-supported			Not used.
3 - calling-AE-title-not-recognized			Not used.
7 - called-AE-title-not-recognized			Not used.
2 - DICOM UL service provider (ACSE related function)		1 - no-reason-given	Maximum number of associations is exceeded and an association request is received.
		2 - protocol-version-not-supported	Not used.
3 - DICOM UL service provider (Presentation related function)		1 - temporary-congestion	Not used.
		2 - local-limit-exceeded	Not used.

The behavior of the AE for sending an Association abort is summarized in next table.

Table 39: Association Abort Policies

Source	Reason/Diagnosis	Behavior when received	Sent when
0 - DICOM UL service-user (initiated abort)	0 - reason-not-specified	When received, the Q-Station 3.9 Network AE terminates the connection with the following log: Association ABORTED by peer (0: ABORT_SOURCE_dul_user, 0: ABORT_REASON_not_specified).	Association times out due to inactivity; Any other problem than ones specified for Q-Station 3.9 SCP in the rows below. (Examples: Problem while decoding the DICOM stream, Invalid request, Echo/Find/Move/N-Action SCP was unable to send the Response to SCU, Error writing to SCU stream).
2 - DICOM UL service-provider (initiated abort)	0 - reason-not-specified	When received, the Q-Station 3.9 Network AE terminates the connection with the following log: Association ABORTED by peer (2: ABORT_SOURCE_dul_provider, 0: ABORT_REASON_not_specified)	Import fails (Import SCP Performer returns fail status)
	1 - unrecognized-PDU	When received, the Q-Station 3.9 Network AE terminates the connection with the following log: Association ABORTED by peer (2: ABORT_SOURCE_dul_provider, 1: ABORT_REASON_unrecognized_pdu).	An unrecognized PDU type is received ⁴ .
	2 - unexpected-PDU	When received, the Q-Station 3.9 Network AE terminates the connection with the following log: Association ABORTED by peer (2: ABORT_SOURCE_dul_provider, 2: ABORT_REASON_unexpected_pdu).	The received PDU type is not expected in the current state of connection ⁵ .
	4 - unrecognized-PDU parameter	When received, the Q-Station 3.9 Network AE terminates the connection with the following log: Association ABORTED by peer (2: ABORT_SOURCE_dul_provider, 4: ABORT_REASON_unrecognized_pdu_parameter).	An unrecognized Associate PDU item is received ¹ .
	5 - unexpected-PDU parameter	When received, the Q-Station 3.9 Network AE terminates the connection with the following log: Association ABORTED by peer (2: ABORT_SOURCE_dul_provider, 5: ABORT_REASON_unexpected_pdu_parameter).	One of the Associate PDU items is received more than once ² ; One of the Associate PDU items is received unexpectedly ² .
	6 - invalid-PDU-parameter value	When received, the Q-Station 3.9 Network AE terminates the connection with the following log: Association ABORTED by peer (2: ABORT_SOURCE_dul_provider, 6: ABORT_REASON_invalid_pdu_parameter).	One of the Associate PDU items is received more than once ³ ; One of the Associate PDU items is not received ³ ; Empty Called AE Title String (space-only) is received; Empty Calling AE Title String (space-only) is received; Unknown abstract syntax is received; The length or the format of the received PDU item is invalid.

Notes:

1. Associate PDU items that are recognized:

- 0x10 APPLICATION CONTEXT
- 0x20 PRESENTATION CONTEXT (RQ)
- 0x21 PRESENTATION CONTEXT (AC)
- 0x30 ABSTRACT SYNTAX
- 0x40 TRANSFER SYNTAX
- 0x50 USER INFO
- 0x51 MAXIMUM LENGTH
- 0x52 IMPLEMENTATION CLASS UID
- 0x53 ASYNCHRONOUS OPERATIONS WINDOW
- 0x54 SCP/SCU ROLE SELECTION
- 0x55 IMPLEMENTATION VERSION NAME
- 0x56 SOP CLASS EXTENDED NEGOTIATION

2. Associate PDU items for Unexpected-PDU parameterReceived more than once:

- 0x10 APPLICATION CONTEXT (SCU, SCP)
- 0x30 ABSTRACT SYNTAX (SCU, SCP)

- 0x40 TRANSFER SYNTAX (SCU)

Received unexpectedly:

- 0x20 PRESENTATION CONTEXT (RQ) (SCU)

3. Associate PDU items for Invalid-PDU parameter value:

Received more than once (SCU, SCP):

- 0x50 USER INFO

- 0x51 MAXIMUM LENGTH

- 0x52 IMPLEMENTATION CLASS UID

- 0x53 ASYNCHRONOUS OPERATIONS WINDOW

- 0x55 IMPLEMENTATION VERSION NAME

Received illegally:

- 0x21 PRESENTATION CONTEXT (AC) (SCP)

PDU items not received:

- 0x10 APPLICATION CONTEXT (SCU, SCP)

- 0x20 PRESENTATION CONTEXT (RQ) (SCP)

- 0x21 PRESENTATION CONTEXT (AC) (SCU)

- 0x50 USER INFO (SCU, SCP)

- 0x30 ABSTRACT SYNTAX (SCU)

- 0x40 TRANSFER SYNTAX (SCU)

- 0x51 MAXIMUM LENGTH (SCU, SCP)

- 0x52 IMPLEMENTATION CLASS UID (SCU)

4. PDU types that are recognized:

- 0x01 A-ASSOCIATE-RQ

- 0x02 A-ASSOCIATE-AC

- 0x03 A-ASSOCIATE-RJ

- 0x04 P-DATA-TF

- 0x05 A-RELEASE-RQ

- 0x06 A-RELEASE-RP

- 0x07 A-ABORT

5. Expected PDU's for following states:

STATE_IDLE:

- 0x01 A-ASSOCIATE-RQ

- 0x02 A-ASSOCIATE-AC

- 0x03 A-ASSOCIATE-RJ

- 0x05 A-RELEASE-RQ

- 0x06 A-RELEASE-RP

STATE_ASSOCIATED:

- 0x01 A-ASSOCIATE-RQ

- 0x02 A-ASSOCIATE-AC

- 0x03 A-ASSOCIATE-RJ

- 0x06 A-RELEASE-RP

STATE_ASSOCIATING (SCU):

- 0x01 A-ASSOCIATE-RQ

- 0x04 P-DATA-TF

- 0x05 A-RELEASE-RQ

- 0x06 A-RELEASE-RP

STATE_RELEASING:

- 0x01 A-ASSOCIATE-RQ

- 0x02 A-ASSOCIATE-AC

- 0x03 A-ASSOCIATE-RJ

STATE_WAIT_FOR_ASSOCIATE (SCP):

- 0x02 A-ASSOCIATE-AC

- 0x03 A-ASSOCIATE-RJ
- 0x04 P-DATA-TF
- 0x05 A-RELEASE-RQ
- 0x06 A-RELEASE-RP
- 0x07 A-ABORT

STATE_WAIT_FOR_FINISH:

- 0x01 A-ASSOCIATE-RQ
- 0x02 A-ASSOCIATE-AC
- 0x03 A-ASSOCIATE-RJ
- 0x04 P-DATA-TF
- 0x05 A-RELEASE-RQ
- 0x06 A-RELEASE-RP

STATE_WAIT_FOR_DISCONNECT:

- 0x01 A-ASSOCIATE-RQ
- 0x02 A-ASSOCIATE-AC
- 0x03 A-ASSOCIATE-RJ

STATE_TIMED_OUT:

- 0x01 A-ASSOCIATE-RQ
- 0x02 A-ASSOCIATE-AC
- 0x03 A-ASSOCIATE-RJ
- 0x04 P-DATA-TF
- 0x05 A-RELEASE-RQ
- 0x06 A-RELEASE-RP
- 0x07 A-ABORT

4.2.1.4.1. (Real-World) Activity – Verification as SCP

4.2.1.4.1.1. Description and Sequencing of Activities

The Q-Station 3.9 accepts Associations from configured systems that wish to verify application level communication using the C-ECHO command.

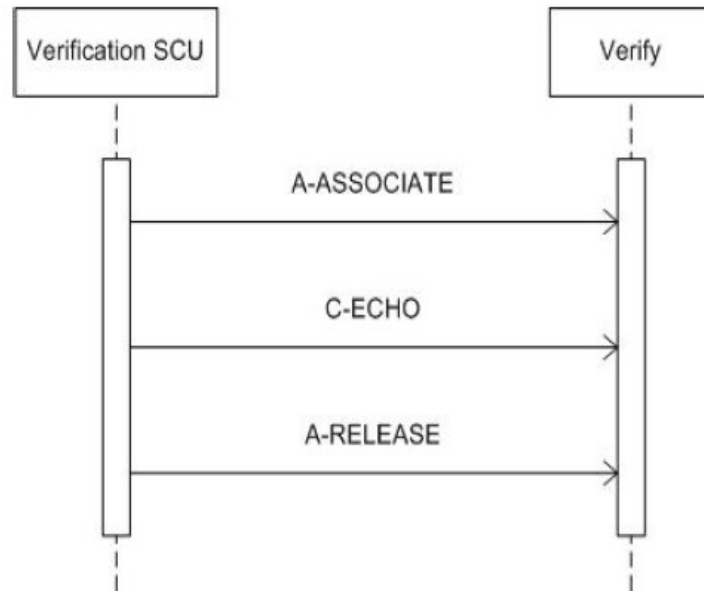


Figure 12: Data Flow Diagram – Verify

4.2.1.4.1.2. Accepted Presentation Contexts

The presentation contexts are defined in the next table.

Table 40: Acceptable Presentation Contexts for (Real-World) Activity – Verification as SCP

Presentation Context Table					
Abstract Syntax		Transfer Syntax		Role	Extended Negotiation
Name	UID	Name List	UID List		
Verification SOP Class	1.2.840.10008.1.1	Explicit VR Big Endian	1.2.840.10008.1.2.2	SCP	None
		Implicit VR Little Endian	1.2.840.10008.1.2		
		Explicit VR Little Endian	1.2.840.10008.1.2.1		

The Q-Station 3.9 accepts all contexts in the intersection of the proposed and acceptable Presentation Contexts. This means that multiple proposed presentation contexts with the same SOP class but different transfer syntaxes are accepted by the Q-Station 3.9 as far as those transfer syntaxes are part of the acceptable transfer syntaxes. There is no check for duplicate contexts and these are therefore accepted.

4.2.1.4.1.3. SOP Specific Conformance for Verification SOP Class

This section and sub-section include the manufacturer SOP and Dataset specific information as well the status codes and their corresponding behavior.

4.2.1.4.1.3.1. Dataset Specific Conformance for Verification C-ECHO SCP

Detail regarding the Dataset Specific response behavior will be reported in this section.

This part of the section includes the dataset specific behavior, i.e. error codes, error and exception handling, time-outs, etc.

Table 41: Status Response

Service Status	Error Code	Further Meaning	Behavior
Success	0000	Confirmation	Confirm the verification request.

4.2.1.4.2. (Real-World) Activity – Image Import

4.2.1.4.2.1. Description and Sequencing of Activities

The Q-Station 3.9 accepts associations from configured systems that wish to store images in its database using the C-STORE command.

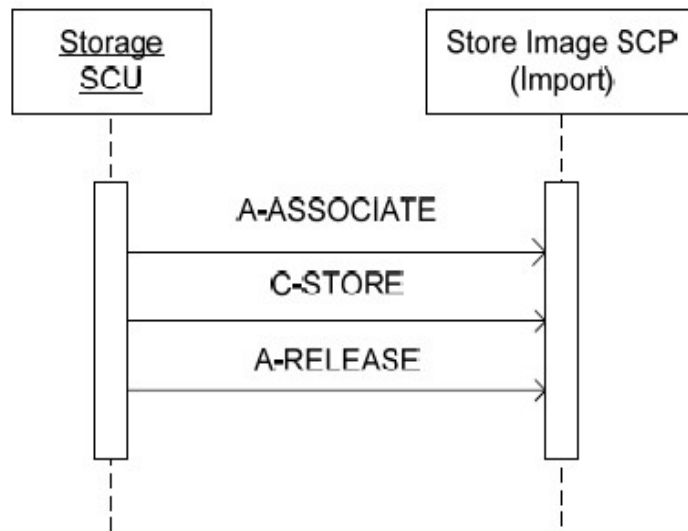


Figure 13: Data Flow Diagram – Store Image – Storage as SCP

4.2.1.4.2.2. Accepted Presentation Contexts

The presentation contexts are defined in the next table.

Table 42: Acceptable Presentation Contexts for (Real-World) Activity – Image Import

Presentation Context Table					
Abstract Syntax		Transfer Syntax		Role	Extended Negotiation
Name	UID	Name List	UID List		
Computed Radiography Image Storage SOP Class	1.2.840.10008.5.1.4.1.1.1	Implicit VR Little Endian	1.2.840.10008.1.2	SCP	None
		Explicit VR Little Endian	1.2.840.10008.1.2.1		
		Explicit VR Big Endian	1.2.840.10008.1.2.2		
		RLE Lossless	1.2.840.10008.1.2.5		
		JPEG Baseline (Process 1)	1.2.840.10008.1.2.4.50		
		JPEG Lossless, Non-Hierarchical, FOP (Process 14)	1.2.840.10008.1.2.4.70		

Presentation Context Table					
Abstract Syntax		Transfer Syntax		Role	Extended Negotiation
Name	UID	Name List	UID List		
Digital X-Ray Image Storage - For Pres. SOP Class	1.2.840.10008.5.1.4.1.1.1.1	Implicit VR Little Endian	1.2.840.10008.1.2	SCP	None
		Explicit VR Little Endian	1.2.840.10008.1.2.1		
		Explicit VR Big Endian	1.2.840.10008.1.2.2		
		RLE Lossless	1.2.840.10008.1.2.5		
		JPEG Baseline (Process 1)	1.2.840.10008.1.2.4.50		
		JPEG Lossless, Non-Hierarchical, FOP (Process 14)	1.2.840.10008.1.2.4.70		
Digital X-Ray Image Storage - For Proc. SOP Class	1.2.840.10008.5.1.4.1.1.1.1.1	Implicit VR Little Endian	1.2.840.10008.1.2	SCP	None
		Explicit VR Little Endian	1.2.840.10008.1.2.1		
		Explicit VR Big Endian	1.2.840.10008.1.2.2		
		RLE Lossless	1.2.840.10008.1.2.5		
		JPEG Baseline (Process 1)	1.2.840.10008.1.2.4.50		
		JPEG Lossless, Non-Hierarchical, FOP (Process 14)	1.2.840.10008.1.2.4.70		
Digital Mammography X-Ray Image Storage - Pres. SOP Class	1.2.840.10008.5.1.4.1.1.1.2	Implicit VR Little Endian	1.2.840.10008.1.2	SCP	None
		Explicit VR Little Endian	1.2.840.10008.1.2.1		
		Explicit VR Big Endian	1.2.840.10008.1.2.2		
		RLE Lossless	1.2.840.10008.1.2.5		
		JPEG Baseline (Process 1)	1.2.840.10008.1.2.4.50		
		JPEG Lossless, Non-Hierarchical, FOP (Process 14)	1.2.840.10008.1.2.4.70		
Digital Mammography X-Ray Image Storage - Proc. SOP Class	1.2.840.10008.5.1.4.1.1.1.2.1	Implicit VR Little Endian	1.2.840.10008.1.2	SCP	None
		Explicit VR Little Endian	1.2.840.10008.1.2.1		
		Explicit VR Big Endian	1.2.840.10008.1.2.2		
		RLE Lossless	1.2.840.10008.1.2.5		
		JPEG Baseline (Process 1)	1.2.840.10008.1.2.4.50		
		JPEG Lossless, Non-Hierarchical, FOP (Process 14)	1.2.840.10008.1.2.4.70		
CT Image Storage SOP Class	1.2.840.10008.5.1.4.1.1.2	Implicit VR Little Endian	1.2.840.10008.1.2	SCP	None
		Explicit VR Little Endian	1.2.840.10008.1.2.1		
		Explicit VR Big Endian	1.2.840.10008.1.2.2		
		RLE Lossless	1.2.840.10008.1.2.5		
		JPEG Baseline (Process 1)	1.2.840.10008.1.2.4.50		
		JPEG Lossless, Non-Hierarchical, FOP (Process 14)	1.2.840.10008.1.2.4.70		
Enhanced CT Image Storage SOP Class	1.2.840.10008.5.1.4.1.1.2.1	Implicit VR Little Endian	1.2.840.10008.1.2	SCP	None
		Explicit VR Little Endian	1.2.840.10008.1.2.1		
		Explicit VR Big Endian	1.2.840.10008.1.2.2		
		RLE Lossless	1.2.840.10008.1.2.5		
		JPEG Baseline (Process 1)	1.2.840.10008.1.2.4.50		
		JPEG Lossless, Non-Hierarchical, FOP (Process 14)	1.2.840.10008.1.2.4.70		

Presentation Context Table					
Abstract Syntax		Transfer Syntax		Role	Extended Negotiation
Name	UID	Name List	UID List		
Ultrasound Multi-frame Image Storage SOP Class	1.2.840.10008.5.1.4.1.1.3.1	Implicit VR Little Endian	1.2.840.10008.1.2	SCP	None
		Explicit VR Little Endian	1.2.840.10008.1.2.1		
		Explicit VR Big Endian	1.2.840.10008.1.2.2		
		RLE Lossless	1.2.840.10008.1.2.5		
		JPEG Baseline (Process 1)	1.2.840.10008.1.2.4.50		
		JPEG Lossless, Non-Hierarchical, FOP (Process 14)	1.2.840.10008.1.2.4.70		
MR Image Storage SOP Class	1.2.840.10008.5.1.4.1.1.4	Implicit VR Little Endian	1.2.840.10008.1.2	SCP	None
		Explicit VR Little Endian	1.2.840.10008.1.2.1		
		Explicit VR Big Endian	1.2.840.10008.1.2.2		
		RLE Lossless	1.2.840.10008.1.2.5		
		JPEG Baseline (Process 1)	1.2.840.10008.1.2.4.50		
		JPEG Lossless, Non-Hierarchical, FOP (Process 14)	1.2.840.10008.1.2.4.70		
Enhanced MR Image Storage SOP Class	1.2.840.10008.5.1.4.1.1.4.1	Implicit VR Little Endian	1.2.840.10008.1.2	SCP	None
		Explicit VR Little Endian	1.2.840.10008.1.2.1		
		Explicit VR Big Endian	1.2.840.10008.1.2.2		
		RLE Lossless	1.2.840.10008.1.2.5		
		JPEG Baseline (Process 1)	1.2.840.10008.1.2.4.50		
		JPEG Lossless, Non-Hierarchical, FOP (Process 14)	1.2.840.10008.1.2.4.70		
MR Spectroscopy Storage SOP Class	1.2.840.10008.5.1.4.1.1.4.2	Implicit VR Little Endian	1.2.840.10008.1.2	SCP	None
		Explicit VR Little Endian	1.2.840.10008.1.2.1		
		Explicit VR Big Endian	1.2.840.10008.1.2.2		
		RLE Lossless	1.2.840.10008.1.2.5		
		JPEG Baseline (Process 1)	1.2.840.10008.1.2.4.50		
		JPEG Lossless, Non-Hierarchical, FOP (Process 14)	1.2.840.10008.1.2.4.70		
Ultrasound Image Storage SOP Class	1.2.840.10008.5.1.4.1.1.6.1	Implicit VR Little Endian	1.2.840.10008.1.2	SCP	None
		Explicit VR Little Endian	1.2.840.10008.1.2.1		
		Explicit VR Big Endian	1.2.840.10008.1.2.2		
		RLE Lossless	1.2.840.10008.1.2.5		
		JPEG Baseline (Process 1)	1.2.840.10008.1.2.4.50		
		JPEG Lossless, Non-Hierarchical, FOP (Process 14)	1.2.840.10008.1.2.4.70		
Secondary Capture Image Storage SOP Class	1.2.840.10008.5.1.4.1.1.7	Implicit VR Little Endian	1.2.840.10008.1.2	SCP	None
		Explicit VR Little Endian	1.2.840.10008.1.2.1		
		Explicit VR Big Endian	1.2.840.10008.1.2.2		
		RLE Lossless	1.2.840.10008.1.2.5		
		JPEG Baseline (Process 1)	1.2.840.10008.1.2.4.50		
		JPEG Lossless, Non-Hierarchical, FOP (Process 14)	1.2.840.10008.1.2.4.70		

Presentation Context Table					
Abstract Syntax		Transfer Syntax		Role	Extended Negotiation
Name	UID	Name List	UID List		
X-Ray Angiographic Image Storage SOP Class	1.2.840.10008.5.1.4.1.1.12.1	Implicit VR Little Endian	1.2.840.10008.1.2	SCP	None
		Explicit VR Little Endian	1.2.840.10008.1.2.1		
		Explicit VR Big Endian	1.2.840.10008.1.2.2		
		RLE Lossless	1.2.840.10008.1.2.5		
		JPEG Baseline (Process 1)	1.2.840.10008.1.2.4.50		
		JPEG Lossless, Non-Hierarchical, FOP (Process 14)	1.2.840.10008.1.2.4.70		
X-Ray Radiofluoroscopic Image Storage SOP Class	1.2.840.10008.5.1.4.1.1.12.2	Implicit VR Little Endian	1.2.840.10008.1.2	SCP	None
		Explicit VR Little Endian	1.2.840.10008.1.2.1		
		Explicit VR Big Endian	1.2.840.10008.1.2.2		
		RLE Lossless	1.2.840.10008.1.2.5		
		JPEG Baseline (Process 1)	1.2.840.10008.1.2.4.50		
		JPEG Lossless, Non-Hierarchical, FOP (Process 14)	1.2.840.10008.1.2.4.70		
Enhanced XA Image Storage SOP Class	1.2.840.10008.5.1.4.1.1.12.1.1	Implicit VR Little Endian	1.2.840.10008.1.2	SCP	None
		Explicit VR Little Endian	1.2.840.10008.1.2.1		
		Explicit VR Big Endian	1.2.840.10008.1.2.2		
		RLE Lossless	1.2.840.10008.1.2.5		
		JPEG Baseline (Process 1)	1.2.840.10008.1.2.4.50		
		JPEG Lossless, Non-Hierarchical, FOP (Process 14)	1.2.840.10008.1.2.4.70		
Enhanced XRF Image Storage SOP Class	1.2.840.10008.5.1.4.1.1.12.2.1	Implicit VR Little Endian	1.2.840.10008.1.2	SCP	None
		Explicit VR Little Endian	1.2.840.10008.1.2.1		
		Explicit VR Big Endian	1.2.840.10008.1.2.2		
		RLE Lossless	1.2.840.10008.1.2.5		
		JPEG Baseline (Process 1)	1.2.840.10008.1.2.4.50		
		JPEG Lossless, Non-Hierarchical, FOP (Process 14)	1.2.840.10008.1.2.4.70		
Nuclear Medicine Image Storage SOP Class	1.2.840.10008.5.1.4.1.1.20	Implicit VR Little Endian	1.2.840.10008.1.2	SCP	None
		Explicit VR Little Endian	1.2.840.10008.1.2.1		
		Explicit VR Big Endian	1.2.840.10008.1.2.2		
		RLE Lossless	1.2.840.10008.1.2.5		
		JPEG Baseline (Process 1)	1.2.840.10008.1.2.4.50		
		JPEG Lossless, Non-Hierarchical, FOP (Process 14)	1.2.840.10008.1.2.4.70		
Basic Text SR SOP Class	1.2.840.10008.5.1.4.1.1.88.11	Implicit VR Little Endian	1.2.840.10008.1.2	SCP	None
		Explicit VR Little Endian	1.2.840.10008.1.2.1		
		Explicit VR Big Endian	1.2.840.10008.1.2.2		
		RLE Lossless	1.2.840.10008.1.2.5		
		JPEG Baseline (Process 1)	1.2.840.10008.1.2.4.50		
		JPEG Lossless, Non-Hierarchical, FOP (Process 14)	1.2.840.10008.1.2.4.70		

Presentation Context Table					
Abstract Syntax		Transfer Syntax		Role	Extended Negotiation
Name	UID	Name List	UID List		
Enhanced SR SOP Class	1.2.840.10008.5.1.4.1.1.88.22	Implicit VR Little Endian	1.2.840.10008.1.2	SCP	None
		Explicit VR Little Endian	1.2.840.10008.1.2.1		
		Explicit VR Big Endian	1.2.840.10008.1.2.2		
		RLE Lossless	1.2.840.10008.1.2.5		
		JPEG Baseline (Process 1)	1.2.840.10008.1.2.4.50		
		JPEG Lossless, Non-Hierarchical, FOP (Process 14)	1.2.840.10008.1.2.4.70		
Comprehensive SR SOP Class	1.2.840.10008.5.1.4.1.1.88.33	Implicit VR Little Endian	1.2.840.10008.1.2	SCP	None
		Explicit VR Little Endian	1.2.840.10008.1.2.1		
		Explicit VR Big Endian	1.2.840.10008.1.2.2		
		RLE Lossless	1.2.840.10008.1.2.5		
		JPEG Baseline (Process 1)	1.2.840.10008.1.2.4.50		
		JPEG Lossless, Non-Hierarchical, FOP (Process 14)	1.2.840.10008.1.2.4.70		
Encapsulated PDF Storage SOP Class	1.2.840.10008.5.1.4.1.1.104.1	Implicit VR Little Endian	1.2.840.10008.1.2	SCP	None
		Explicit VR Little Endian	1.2.840.10008.1.2.1		
		Explicit VR Big Endian	1.2.840.10008.1.2.2		
		RLE Lossless	1.2.840.10008.1.2.5		
		JPEG Baseline (Process 1)	1.2.840.10008.1.2.4.50		
		JPEG Lossless, Non-Hierarchical, FOP (Process 14)	1.2.840.10008.1.2.4.70		
Positron Emission Tomography Image Storage SOP Class	1.2.840.10008.5.1.4.1.1.128	Implicit VR Little Endian	1.2.840.10008.1.2	SCP	None
		Explicit VR Little Endian	1.2.840.10008.1.2.1		
		Explicit VR Big Endian	1.2.840.10008.1.2.2		
		RLE Lossless	1.2.840.10008.1.2.5		
		JPEG Baseline (Process 1)	1.2.840.10008.1.2.4.50		
		JPEG Lossless, Non-Hierarchical, FOP (Process 14)	1.2.840.10008.1.2.4.70		
Enhanced PET Image Storage SOP Class	1.2.840.10008.5.1.4.1.1.130	Implicit VR Little Endian	1.2.840.10008.1.2	SCP	None
		Explicit VR Little Endian	1.2.840.10008.1.2.1		
		Explicit VR Big Endian	1.2.840.10008.1.2.2		
		RLE Lossless	1.2.840.10008.1.2.5		
		JPEG Baseline (Process 1)	1.2.840.10008.1.2.4.50		
		JPEG Lossless, Non-Hierarchical, FOP (Process 14)	1.2.840.10008.1.2.4.70		
RT Image Storage SOP Class	1.2.840.10008.5.1.4.1.1.481.1	Implicit VR Little Endian	1.2.840.10008.1.2	SCP	None
		Explicit VR Little Endian	1.2.840.10008.1.2.1		
		Explicit VR Big Endian	1.2.840.10008.1.2.2		
		RLE Lossless	1.2.840.10008.1.2.5		
		JPEG Baseline (Process 1)	1.2.840.10008.1.2.4.50		
		JPEG Lossless, Non-Hierarchical, FOP (Process 14)	1.2.840.10008.1.2.4.70		

Presentation Context Table					
Abstract Syntax		Transfer Syntax		Role	Extended Negotiation
Name	UID	Name List	UID List		
Private 3D Presentation State	1.3.46.670589.2.5.1.1	Implicit VR Little Endian	1.2.840.10008.1.2	SCP	None
		Explicit VR Little Endian	1.2.840.10008.1.2.1		
		Explicit VR Big Endian	1.2.840.10008.1.2.2		
		RLE Lossless	1.2.840.10008.1.2.5		
		JPEG Baseline (Process 1)	1.2.840.10008.1.2.4.50		
		JPEG Lossless, Non-Hierarchical, FOP (Process 14)	1.2.840.10008.1.2.4.70		

Note: ILE is preferred transfer syntax.

The Q-Station 3.9 accepts all contexts in the intersection of the proposed and acceptable Presentation Contexts. This means that multiple proposed presentation contexts with the same SOP class but different transfer syntaxes are accepted by the Q-Station 3.9 as far as those transfer syntaxes are part of the acceptable transfer syntaxes. There is no check for duplicate contexts and these are therefore accepted.

4.2.1.4.2.3. SOP Specific Conformance for Storage SOP Classes

This section and sub-section include the manufacturer SOP and Dataset specific information as well the status codes and their corresponding behavior.

The Q-Station 3.9 will only accept associations from configured systems. The Q-Station 3.9 may provide level 2 (full) conformances, depending on the implemented database.

Remarks:

- Pixel data will be stored in configurable transfer syntax. This implies that transfer syntax conversions might take place during import. Compressed pixel data is always decompressed and afterwards converted to the “configurable transfer syntax”.
- A non-empty BOT may be present in imported JPEG encoded pixel data.
- Value Representation 'UN' (Unknown) is supported, and shall be used for any attributes not known to Q-Station 3.9 and received per implicit transfer (ILE).
- Images must contain the minimum set of attributes prescribed by DICOM. Otherwise the default behavior is that the image is rejected and the association aborted.

4.2.1.4.2.3.1. Dataset Specific Conformance for C-STORE-RSP

Detail regarding the Dataset Specific response behavior will be reported in this section.

This includes the dataset specific behavior, i.e. error codes, error and exception handling, time-outs, etc.

Table 43: Status Response C-STORE

Service Status	Error Code	Further Meaning	Behavior
Success	0000	Successful command	Successful completion of the store request.
Failure	A700	Refused: out of resources	Not enough resources available to do a store.
	C000	Error: cannot understand	Any other exception generated during the store.

4.3. QLAB AE Specifications

This section in the DICOM Conformance Statement is a set of Application Entity specifications. There are as many of these subsections as there are different AE's in the implementation.

4.3.1. QLAB Network AE

Detail of this specific Application Entity is specified in this section.

4.3.1.1. SOP Classes

This Application Entity provides Standard Conformance to the following SOP Classes.

Table 44: SOP Classes for QLAB Network AE

SOP Class Name	SOP Class UID	SCU	SCP
Verification SOP Class	1.2.840.10008.1.1	Yes	Yes
Computed Radiography Image Storage SOP Class	1.2.840.10008.5.1.4.1.1.1	Yes	Yes
Digital X-Ray Image Storage - For Pres. SOP Class	1.2.840.10008.5.1.4.1.1.1.1	Yes	Yes
Digital X-Ray Image Storage - For Proc. SOP Class	1.2.840.10008.5.1.4.1.1.1.1.1	Yes	Yes
Digital Mammography X-Ray Image Storage - Pres. SOP Class	1.2.840.10008.5.1.4.1.1.1.2	Yes	Yes
Digital Mammography X-Ray Image Storage - Proc. SOP Class	1.2.840.10008.5.1.4.1.1.1.2.1	Yes	Yes
Encapsulated PDF Storage SOP Class	1.2.840.10008.5.1.4.1.1.104.1	Yes	Yes
Grayscale Softcopy Presentation State Storage	1.2.840.10008.5.1.4.1.1.11.1	Yes	
Color Softcopy Presentation State Storage	1.2.840.10008.5.1.4.1.1.11.2	Yes	
Pseudo-Color Softcopy Presentation State Storage	1.2.840.10008.5.1.4.1.1.11.3	Yes	
Blending Softcopy Presentation State Storage	1.2.840.10008.5.1.4.1.1.11.4	Yes	
X-Ray Angiographic Image Storage SOP Class	1.2.840.10008.5.1.4.1.1.12.1	Yes	Yes
Enhanced XA Image Storage SOP Class	1.2.840.10008.5.1.4.1.1.12.1.1	Yes	Yes
X-Ray Radiofluoroscopic Image Storage SOP Class	1.2.840.10008.5.1.4.1.1.12.2	Yes	Yes
Enhanced XRF Image Storage SOP Class	1.2.840.10008.5.1.4.1.1.12.2.1	Yes	Yes
Positron Emission Tomography Image Storage SOP Class	1.2.840.10008.5.1.4.1.1.128	Yes	Yes
X-Ray 3D Angiographic Image Storage	1.2.840.10008.5.1.4.1.1.13.1.1	Yes	
CT Image Storage SOP Class	1.2.840.10008.5.1.4.1.1.2	Yes	Yes
Enhanced CT Image Storage SOP Class	1.2.840.10008.5.1.4.1.1.2.1	Yes	Yes
Nuclear Medicine Image Storage SOP Class	1.2.840.10008.5.1.4.1.1.20	Yes	Yes
Ultrasound Multi-frame Image Storage SOP Class	1.2.840.10008.5.1.4.1.1.3.1	Yes	Yes
MR Image Storage SOP Class	1.2.840.10008.5.1.4.1.1.4	Yes	Yes
Enhanced MR Image Storage SOP Class	1.2.840.10008.5.1.4.1.1.4.1	Yes	Yes
MR Spectroscopy Storage SOP Class	1.2.840.10008.5.1.4.1.1.4.2	Yes	Yes
RT Image Storage SOP Class	1.2.840.10008.5.1.4.1.1.481.1	Yes	Yes
RT Dose Storage	1.2.840.10008.5.1.4.1.1.481.2	Yes	
RT Structure Set Storage	1.2.840.10008.5.1.4.1.1.481.3	Yes	
RT Beams Treatment Record Storage	1.2.840.10008.5.1.4.1.1.481.4	Yes	
RT Plan Storage	1.2.840.10008.5.1.4.1.1.481.5	Yes	
RT Brachy Treatment Record Storage	1.2.840.10008.5.1.4.1.1.481.6	Yes	
RT Treatment Summary Record Storage	1.2.840.10008.5.1.4.1.1.481.7	Yes	
Ultrasound Image Storage SOP Class	1.2.840.10008.5.1.4.1.1.6.1	Yes	Yes
Enhanced US Volume Storage	1.2.840.10008.5.1.4.1.1.6.2	Yes	
Raw Data Storage	1.2.840.10008.5.1.4.1.1.66	Yes	
Spatial Registration Storage	1.2.840.10008.5.1.4.1.1.66.1	Yes	
Segmentation Storage	1.2.840.10008.5.1.4.1.1.66.4	Yes	
Secondary Capture Image Storage SOP Class	1.2.840.10008.5.1.4.1.1.7	Yes	Yes

SOP Class Name	SOP Class UID	SCU	SCP
Multiframe Single Bit Secondary Capture Image Storage	1.2.840.10008.5.1.4.1.1.7.1	Yes	
Multiframe Grayscale Byte Secondary Capture Image Storage	1.2.840.10008.5.1.4.1.1.7.2	Yes	
Multiframe Grayscale Word Secondary Capture Image Storage	1.2.840.10008.5.1.4.1.1.7.3	Yes	
Multiframe True Color Secondary Capture Image Storage	1.2.840.10008.5.1.4.1.1.7.4	Yes	
Basic Text SR SOP Class	1.2.840.10008.5.1.4.1.1.88.11	Yes	Yes
Enhanced SR SOP Class	1.2.840.10008.5.1.4.1.1.88.22	Yes	Yes
Comprehensive SR SOP Class	1.2.840.10008.5.1.4.1.1.88.33	Yes	Yes
Key Object Selection Document Storage	1.2.840.10008.5.1.4.1.1.88.59	Yes	
Twelve lead ECG Waveform Storage	1.2.840.10008.5.1.4.1.1.9.1.1	Yes	
General ECG Waveform Storage SOP Class	1.2.840.10008.5.1.4.1.1.9.1.2	Yes	No
Ambulatory ECG Waveform Storage	1.2.840.10008.5.1.4.1.1.9.1.3	Yes	
Hemodynamic Waveform Storage	1.2.840.10008.5.1.4.1.1.9.2.1	Yes	
Study Root QR Information Model - FIND SOP Class	1.2.840.10008.5.1.4.1.2.2.1	Yes	No
Study Root QR Information Model - MOVE SOP Class	1.2.840.10008.5.1.4.1.2.2.2	Yes	No
Philips Private Grayscale Softcopy Presentation State Storage	1.3.46.670589.2.2.1.1	Yes	
Philips Private X-Ray Image Storage	1.3.46.670589.2.3.1.1	Yes	
Philips Private iE33 3D NEO Presentation State Subpage Storage	1.3.46.670589.2.5.1.1	Yes	Yes

Note: Any SOP specific behavior is documented later in the conformance statement in the applicable SOP specific conformance section.

4.3.1.2. Association Policies

Each AE specification contains a description of the general association establishment and acceptance policies of the AE.

4.3.1.2.1. General

The DICOM standard application context is specified below.

Table 45: DICOM Application Context

Description	Value
Application Context Name	1.2.840.10008.3.1.1.1

4.3.1.2.2. Number of Associations

The number of simultaneous associations that an Application Entity may support as an Initiator or Acceptor is specified here.

Table 46: Number of associations as an Association Initiator for this AE

Description	Value
Maximum number of simultaneous associations	Configurable

Table 47: Number of associations as an Association Acceptor for this AE

Description	Value
Maximum number of simultaneous associations	Configurable

4.3.1.2.3. Asynchronous Nature

The implementation supports negotiation of multiple outstanding transactions, along with the maximum number of outstanding transactions supported.

The QLAB 11.0 Network AE does not support asynchronous operations and will not perform asynchronous window negotiation. The only exceptions are for reports from Storage Commitment. Note:

Table 48: Asynchronous nature as an Association Initiator for this AE

Description	Value
Maximum number of outstanding asynchronous transactions	Not applicable

4.3.1.2.4. Implementation Identifying Information

The value supplied for Implementation Class UID and version name are documented here.

Table 49: DICOM Implementation Class and Version for QLAB Network AE

Implementation Class UID	1.3.46.670589.54.2.17.3
Implementation Version Name	17.3.0.0

4.3.1.2.5. Communication Failure Handling

The behavior of the AE during communication failure is summarized in the next table.

Table 50: Communication Failure Behavior

Exception	Behavior
ARTIM Timeout	The association setup fails; the reason is logged and reported to the user.

4.3.1.3. Association Initiation Policy

The Application Entity will respond to a received Association rejection as shown in the next table.

Table 51: Association Rejection response

Result	Source	Reason/Diagnosis	Behavior
1 - rejected-permanent	1 - DICOM UL service-user	1 - no-reason-given	Association is not established. The following error is logged. Association rejected by peer (1: REJECT_RESULT_permanent, 1: REJECT_SOURCE_dul_user, 1: REJECT_REASON_no_reason_given)
		2 - application-context-name-not supported	Association is not established. The following error is logged. Association rejected by peer (1: REJECT_RESULT_permanent, 1: REJECT_SOURCE_dul_user, 2: REJECT_REASON_application_context_not_support)
		3 - calling-AE-title-not-recognized	Association is not established. The following error is logged. Association rejected by peer (1: REJECT_RESULT_permanent, 1: REJECT_SOURCE_dul_user, 3: REJECT_REASON_calling_aetitle_not_recognized)
		7 - called-AE-title-not-recognized	Association is not established. The following error is logged. Association rejected by peer (1: REJECT_RESULT_permanent, 1: REJECT_SOURCE_dul_user, 7: REJECT_REASON_called_aetitle_not_recognized)
	2 - DICOM UL service-provider (ACSE related function)	1 - no-reason-given	Association is not established. The following error is logged. Error: UserRecoverable: impl.dicom.access.PEER: Associationrejected by peer (1: REJECT_RESULT_permanent, 2: REJECT_SOURCE_dul_provider (acse), 1: REJECT_REASON_no_reason_given)
		2 - protocol-version-not-supported	Association is not established. The following error is logged. Association rejected by peer (1: REJECT_RESULT_permanent, 2: REJECT_SOURCE_dul_provider (acse), 2: REJECT_REASON_application_context_not_support)
	3 - DICOM UL service-provider	1 - temporary-congestion	Association is not established. The following error is logged. Association rejected by peer (1: REJECT_RESULT_permanent, 3: REJECT_SOURCE_dul_provider (presentation), 1: REJECT_REASON_no_reason_given)

Result	Source	Reason/Diagnosis	Behavior
	(Presentation related function)	2 - local-limit-exceeded	Association is not established. The following error is logged. Association rejected by peer (1: REJECT_RESULT_permanent, 3: REJECT_SOURCE_dul_provider (presentation), 2: REJECT_REASON_application_context_not_support)
2 - rejected-transient	1 - DICOM UL service-user	1 - no-reason-given	Association is not established. The following error is logged. Association rejected by peer (2: REJECT_RESULT_transient, 1: REJECT_SOURCE_dul_user, 1: REJECT_REASON_no_reason_given)
		2 - application-context-name-not-supported	Association is not established. The following error is logged. Association rejected by peer (2: REJECT_RESULT_transient, 1: REJECT_SOURCE_dul_user, 2: REJECT_REASON_application_context_not_support)
		3 - calling-AE-title-not-recognized	Association is not established. The following error is logged. Association rejected by peer (2: REJECT_RESULT_transient, 1: REJECT_SOURCE_dul_user, 3: REJECT_REASON_calling_aetitle_not_recognized)
		7 - called-AE-title-not-recognized	Association is not established. The following error is logged. Association rejected by peer (2: REJECT_RESULT_transient, 1: REJECT_SOURCE_dul_user, 7: REJECT_REASON_called_aetitle_not_recognized)
	2 - DICOM UL service-provider (ACSE related function)	1 - no-reason-given	Association is not established. The following error is logged. Association rejected by peer (2: REJECT_RESULT_transient, 2: REJECT_SOURCE_dul_provider (acse), 1: REJECT_REASON_no_reason_given)
		2 - protocol-version-not-supported	Association is not established. The following error is logged. Association rejected by peer (2: REJECT_RESULT_transient, 2: REJECT_SOURCE_dul_provider (acse), 2: REJECT_REASON_application_context_not_support)
	3 - DICOM UL service-provider (Presentation related function)	1 - temporary-congestion	Association is not established. The following error is logged. Association rejected by peer (2: REJECT_RESULT_transient, 3: REJECT_SOURCE_dul_provider (presentation), 1: REJECT_REASON_no_reason_given)
		2 - local-limit-exceeded	Association is not established. The following error is logged. Association rejected by peer (2: REJECT_RESULT_transient, 3: REJECT_SOURCE_dul_provider (presentation), 2: REJECT_REASON_application_context_not_support)

The behavior of the AE on receiving an Association abort is summarized in the next table.

Table 52: Association Abort Handling

Source	Reason/Diagnosis	Behavior when received	Sent when
0 - DICOM UL service-user (initiated abort)	0- reason-not-specified	When received, the Q-Station 3.9 terminates the connection with the following log: Association ABORTED by peer (0: ABORT_SOURCE_dul_user, 0: ABORT_REASON_not_specified).	<ul style="list-style-type: none"> • N-EVENT-REPORT received with status FAILURE. • Abort is issued to an executing job that utilizes this network connection (ExportNetwork/ ArchiveNetwork/DICOMCopy/DICOMMove) • Any other problem than ones specified for Q-Station 3.9 Network AE SCU in the rows below. (Examples: Problem while decoding the DICOM stream, SCU was unable to send the Response to SCP, Error writing to SCU stream).
2 - DICOM UL service-provider (initiated abort)	0 - reason-not-specified	When received, the Q-Station 3.9 Network AE terminates the connection with the following log: Association ABORTED by peer (2: ABORT_SOURCE_dul_provider, 0: ABORT_REASON_not_specified)	<ul style="list-style-type: none"> • There are problems in SCU/SCP role negotiation. • Any other problem than ones specified for Q-Station 3.9 Network AE SCU in the rows below. (Example: Problem while decoding the DICOM stream).
	1 - unrecognized-PDU	When received, the Q-Station 3.9 Network AE terminates the connection with the following log: Association ABORTED by peer (2: ABORT_SOURCE_dul_provider, 1: ABORT_REASON_unrecognized_pdu).	An unrecognized PDU type is received ⁴ .

Source	Reason/Diagnosis	Behavior when received	Sent when
	2 - unexpected-PDU	When received, the Q-Station 3.9 Network AE terminates the connection with the following log: Association ABORTED by peer (2: ABORT_SOURCE_dul_provider, 2: ABORT_REASON_unexpected_pdu).	The received PDU type is not expected in the current state of connection ⁵ .
	4 - unrecognized-PDU-parameter	When received, the Q-Station 3.9 Network AE terminates the connection with the following log: Association ABORTED by peer (2: ABORT_SOURCE_dul_provider, 4: ABORT_REASON_unrecognized_pdu_parameter).	An unrecognized Associate PDU item is received ¹ .
	5 - unexpected-PDU-parameter	When received, the Q-Station 3.9 Network AE terminates the connection with the following log: Association ABORTED by peer (2: ABORT_SOURCE_dul_provider, 5: ABORT_REASON_unexpected_pdu_parameter).	<ul style="list-style-type: none"> • One of the Associate PDU items is received more than once². • One of the Associate PDU items is received unexpectedly².
	6 - invalid-PDU-parameter-value	When received, the Q-Station 3.9 Network AE terminates the connection with the following log: Association ABORTED by peer (2: ABORT_SOURCE_dul_provider, 6: ABORT_REASON_invalid_pdu_parameter).	<ul style="list-style-type: none"> • One of the Associate PDU items is received more than once³. • One of the Associate PDU items is not received³. • There is mismatch in the application context names between the SCU and the SCP. • Illegal Asynchronous Operations Window invoke value is received. • Illegal Asynchronous Operations Window perform value is received. • Unknown presentation context id is received. • Unknown abstract syntax is received. • The length or the format of a received PDU item is invalid.

Notes:

1. Associate PDU items that are recognized:

- 0x10 APPLICATION CONTEXT
- 0x20 PRESENTATION CONTEXT (RQ)
- 0x21 PRESENTATION CONTEXT (AC)
- 0x30 ABSTRACT SYNTAX
- 0x40 TRANSFER SYNTAX
- 0x50 USER INFO
- 0x51 MAXIMUM LENGTH
- 0x52 IMPLEMENTATION CLASS UID
- 0x53 ASYNCHRONOUS OPERATIONS WINDOW
- 0x54 SCP/SCU ROLE SELECTION
- 0x55 IMPLEMENTATION VERSION NAME
- 0x56 SOP CLASS EXTENDED NEGOTIATION

2. Associate PDU items for Unexpected-PDU parameterReceived more than once:

- 0x10 APPLICATION CONTEXT (SCU, SCP)
- 0x30 ABSTRACT SYNTAX (SCU, SCP)
- 0x40 TRANSFER SYNTAX (SCU)

Received unexpectedly:

- 0x20 PRESENTATION CONTEXT (RQ) (SCU)

3. Associate PDU items for Invalid-PDU parameter value:

Received more than once (SCU, SCP):

- 0x50 USER INFO
- 0x51 MAXIMUM LENGTH
- 0x52 IMPLEMENTATION CLASS UID

- 0x53 ASYNCHRONOUS OPERATIONS WINDOW
- 0x55 IMPLEMENTATION VERSION NAME

Received illegally:

- 0x21 PRESENTATION CONTEXT (AC) (SCP)

PDU items not received:

- 0x10 APPLICATION CONTEXT (SCU, SCP)
- 0x20 PRESENTATION CONTEXT (RQ) (SCP)
- 0x21 PRESENTATION CONTEXT (AC) (SCU)
- 0x50 USER INFO (SCU, SCP)
- 0x30 ABSTRACT SYNTAX (SCU)
- 0x40 TRANSFER SYNTAX (SCU)
- 0x51 MAXIMUM LENGTH (SCU, SCP)
- 0x52 IMPLEMENTATION CLASS UID (SCU)

4. PDU types that are recognized:

- 0x01 A-ASSOCIATE-RQ
- 0x02 A-ASSOCIATE-AC
- 0x03 A-ASSOCIATE-RJ
- 0x04 P-DATA-TF
- 0x05 A-RELEASE-RQ
- 0x06 A-RELEASE-RP
- 0x07 A-ABORT

5. Expected PDU's for following states:

STATE_IDLE:

- 0x01 A-ASSOCIATE-RQ
- 0x02 A-ASSOCIATE-AC
- 0x03 A-ASSOCIATE-RJ
- 0x05 A-RELEASE-RQ
- 0x06 A-RELEASE-RP

STATE_ASSOCIATED:

- 0x01 A-ASSOCIATE-RQ
- 0x02 A-ASSOCIATE-AC
- 0x03 A-ASSOCIATE-RJ
- 0x06 A-RELEASE-RP

STATE_ASSOCIATING (SCU):

- 0x01 A-ASSOCIATE-RQ
- 0x04 P-DATA-TF
- 0x05 A-RELEASE-RQ
- 0x06 A-RELEASE-RP

STATE_RELEASING:

- 0x01 A-ASSOCIATE-RQ
- 0x02 A-ASSOCIATE-AC
- 0x03 A-ASSOCIATE-RJ

STATE_WAIT_FOR_ASSOCIATE (SCP):

- 0x02 A-ASSOCIATE-AC
- 0x03 A-ASSOCIATE-RJ
- 0x04 P-DATA-TF
- 0x05 A-RELEASE-RQ
- 0x06 A-RELEASE-RP
- 0x07 A-ABORT

STATE_WAIT_FOR_FINISH:

- 0x01 A-ASSOCIATE-RQ
- 0x02 A-ASSOCIATE-AC
- 0x03 A-ASSOCIATE-RJ

- 0x04 P-DATA-TF
 - 0x05 A-RELEASE-RQ
 - 0x06 A-RELEASE-RP
- STATE_WAIT_FOR_DISCONNECT:
- 0x01 A-ASSOCIATE-RQ
 - 0x02 A-ASSOCIATE-AC
 - 0x03 A-ASSOCIATE-RJ
- STATE_TIMED_OUT:
- 0x01 A-ASSOCIATE-RQ
 - 0x02 A-ASSOCIATE-AC
 - 0x03 A-ASSOCIATE-RJ
 - 0x04 P-DATA-TF
 - 0x05 A-RELEASE-RQ
 - 0x06 A-RELEASE-RP
 - 0x07 A-ABORT

Table 53: DICOM Command Communication Failure Behavior

Exception	Behavior
Reply Time-out	The association is aborted using A-ABORT and command marked as failed. The reason is logged and reported to the user.

4.3.1.3.1. (Real-World) Activity – Verification as SCU

4.3.1.3.1.1. Description and Sequencing of Activities

The QLAB 11.0 Network AE implements the Verification service class / Verification SOP class to verify application level communication.

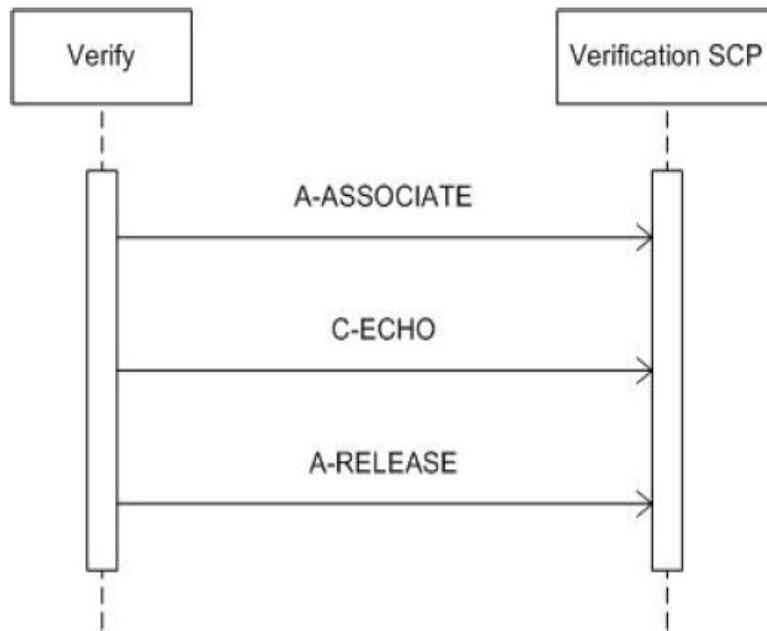


Figure 14: Data Flow Diagram – Verification as SCU

4.3.1.3.1.2. Proposed Presentation Contexts

The presentation contexts are defined in the next table.

Table 54: Proposed Presentation Contexts for (Real-World) Activity – Verification as SCU

Presentation Context Table					
Abstract Syntax		Transfer Syntax		Role	Extended Negotiation
Name	UID	Name List	UID List		
Verification SOP Class	1.2.840.10008.1.1	Explicit VR Big Endian	1.2.840.10008.1.2.2	SCU	None
		Implicit VR Little Endian	1.2.840.10008.1.2		
		Explicit VR Little Endian	1.2.840.10008.1.2.1		

4.3.1.3.1.3. SOP Specific Conformance for Verification SOP Class

This section and sub-section include the manufacturer SOP and Dataset specific information as well the status codes and their corresponding behavior.

The QLAB 11.0 Network AE provides standard conformance to the DICOM Verification service class.

4.3.1.3.1.3.1. Dataset Specific Conformance for Verification C-ECHO SCU

Detail regarding the Dataset Specific response behavior will be reported in this section.

This part of the section includes the dataset specific behavior, i.e. error codes, error and exception handling, time-outs, etc.

Table 55: Status Response

Service Status	Error Code	Further Meaning	Behavior
Success	0000	Confirmation	The SCP has successfully returned a verification response

4.3.1.3.2. (Real-World) Activity – FIND as SCU

4.3.1.3.2.1. Description and Sequencing of Activities

The operator on QLAB 11.0 can query a remote database by selecting the “Remote Data” location from the data panel. A query form will appear with all available query matching keys that can be used to filter the request to the remote system. When the operator clicks on the “OK” button in the Query form, a C-FIND-RQ message is send to the remote system:

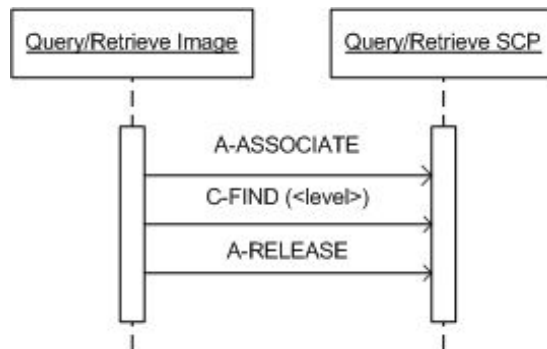


Figure 15: Data Flow Diagram – FIND as SCU

4.3.1.3.2.2. Proposed Presentation Contexts

The presentation contexts are defined in the next table.

Table 56: Proposed Presentation Contexts for (Real-World) Activity – FIND As SCU

Presentation Context Table					
Abstract Syntax		Transfer Syntax		Role	Extended Negotiation
Name	UID	Name List	UID List		
Study Root QR Information Model - FIND SOP Class	1.2.840.10008.5.1.4.1.2.2.1	Explicit VR Big Endian	1.2.840.10008.1.2.2	SCU	None
		Implicit VR Little Endian	1.2.840.10008.1.2		
		Explicit VR Little Endian	1.2.840.10008.1.2.1		

4.3.1.3.2.3. SOP Specific Conformance for Study Root QR Information Model - FIND SOP Class

This section and sub-section include the manufacturer SOP and Dataset specific information as well the status codes and their corresponding behavior.

4.3.1.3.2.3.1. Dataset Specific Conformance for Study Root QR Information Model - FIND SOP Class C-FIND-SCU

Detail regarding the Dataset Specific response behavior will be reported in this section.

Table 57: Supported Query Keys for Study Root Information Model

Study Root Information Model				
Attribute Name	Tag	VR	Type Of Matching	Comment
Query/Retrieve Level	0008,0052	CS	Single Value	
Study level				
Study Date	0008,0020	DA	Single Value, Range, Universal	
Study Time	0008,0030	TM	Universal	
Accession Number	0008,0050	SH	Single Value, Universal, Wildcard	
Modalities in Study	0008,0060	CS	Single Value, Universal	
Patient Name	0010,0010	PN	Single Value, Universal, Wildcard	
Patient ID	0010,0020	LO	Single Value, Universal, Wildcard	
Referring Physician's Name	0008,0090	PN	Single Value, Universal, Wildcard	
Study Instance UID	0020,000D	UI	Universal	
Study ID	0020,0010	SH	Single Value, Universal, Wildcard	
Series level				
Modality	0008,0060	CS	Universal	
Study Instance UID	0020,000D	UI	Single Value	
Series Instance UID	0020,000E	UI	Universal	
Series Number	0020,0011	PN	Universal	
Image level				
SOP Class UID	0008,0016	UI	Universal	
SOP Instance UID	0008,0018	UI	Universal	
Study Instance UID	0020,000D	UI	Single Value	
Series Instance UID	0020,000E	UI	Single Value	
Instance Number	0020,0013	IS	Universal	

This part of the section includes the dataset specific behavior, i.e. error codes, error and exception handling, time-outs, etc.

Table 58: Status Response

Service Status	Error Code	Further Meaning	Behavior
Success	0000	Matching is complete – No final identifier is supplied	Successful completion of the query.
Failure	A700	Refused – Out of resources	Not enough resources; exception during evaluation of query.
	C000	Failed – Unable to process	Any other exception generated while evaluating the query.
Cancel	FE00	Matching terminated due to Cancel request	Query has been cancelled.
Pending	FF00	Matches are continuing – Current match is supplied and any optional keys were supported in the same manner as required keys	Optional keys supported.
	FF01	Matches are continuing – Warning that one or more optional keys were not supported for existence and/or matching for this identifier	Optional keys not supported.

4.3.1.3.3. (Real-World) Activity – MOVE as SCU

4.3.1.3.3.1. Description and Sequencing of Activities

The Move activity as SCU (Move Remote Images) involves the retrieval of images on a remote system by moving matching studies/series from the remote database to the local database or to another remote database.

During a move operation, the operator may copy the selected studies/series from a remote database to the local database or to another remote database.

The QLAB 11.0 Network AE initiates for each copy request an association to the selected remote DICOM node and uses this node to send the Retrieve (C-MOVE) request (and receives the associated responses). For successfully operation both systems must be configured to make a Retrieve (C-MOVE) possible.

The association is released after the final Retrieve (C-MOVE) response for the related request has been received (no more pending).

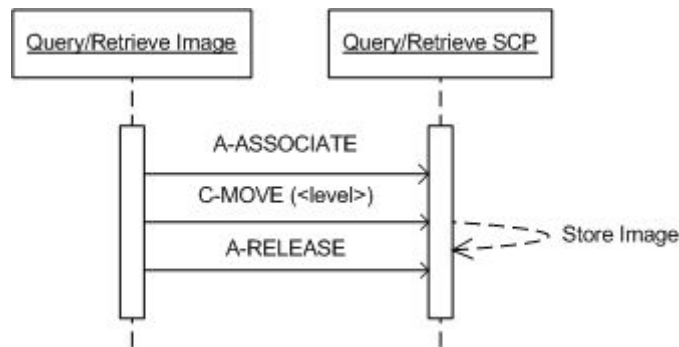


Figure 16: Data Flow Diagram – MOVE as SCU

4.3.1.3.3.2. Proposed Presentation Contexts

The presentation contexts are defined in the next table.

Table 59: Proposed Presentation Contexts for (Real-World) Activity – MOVE As SCU

Presentation Context Table					
Abstract Syntax		Transfer Syntax		Role	Extended Negotiation
Name	UID	Name List	UID List		
Study Root QR Information Model - MOVE SOP Class	1.2.840.10008.5.1.4.1.2.2.2	Implicit VR Little Endian	1.2.840.10008.1.2	SCU	None
		Explicit VR Little Endian	1.2.840.10008.1.2.1		
		Explicit VR Big Endian	1.2.840.10008.1.2.2		
		RLE Lossless	1.2.840.10008.1.2.5		
		JPEG Baseline (Process 1)	1.2.840.10008.1.2.4.50		
		JPEG Extended Process 2 And 4	1.2.840.10008.1.2.4.51		
		JPEG Lossless Non Hierarchical 14 (Retired)	1.2.840.10008.1.2.4.57		
		JPEG Lossless Non Hierarchical 15 (Retired)	1.2.840.10008.1.2.4.58		
		JPEG Lossless Hierarchical 28 (Retired)	1.2.840.10008.1.2.4.65		
		JPEG Lossless Hierarchical 29 (Retired)	1.2.840.10008.1.2.4.66		
		JPEG LS Lossless Image Compression	1.2.840.10008.1.2.4.80		
		JPEG 2000 Image Compression	1.2.840.10008.1.2.4.91		
		JPEG 2000 Image Compression Lossless Only	1.2.840.10008.1.2.4.90		
		JPEG Lossless, Non-Hierarchical, FOP (Process 14)	1.2.840.10008.1.2.4.70		
		Philips CT Private-ELE (Private)	1.3.46.670589.33.1.4.1		
		MPEG-4 AVC/H.264 High Profile / Level 4.1	1.2.840.10008.1.2.4.102		

Q-Station AE does not support extended negotiations.

4.3.1.3.3.3. SOP Specific Conformance for Study Root QR Information Model - MOVE SOP Class

This section and sub-section include the manufacturer SOP and Dataset specific information as well the status codes and their corresponding behavior.

4.3.1.3.3.3.1. Dataset Specific Conformance for Study Root QR Information Model - MOVE SOP Class C-MOVE-SCU

Detail regarding the Dataset Specific response behavior will be reported in this section.

Table 60: Identifiers for MOVE Study Root Information Model as SCU

Study Root Information Model			
Attribute Name	Tag	VR	Comment
Query/Retrieve Level	0008,0052	CS	Applied value: STUDY or SERIES
Study level			
Study Instance UID	0020,000D	UI	
Series level			
Study Instance UID	0020,000D	UI	
Series Instance UID	0020,000E	UI	

This part of the section includes the dataset specific behavior, i.e. error codes, error and exception handling, time-outs, etc.

Table 61: Status Response for C-MOVE Study Root Information Model

Service Status	Error Code	Further Meaning	Behavior
Success	0000	Sub-operations complete-No Failures	The move job is marked as completed. The association is released.
Refused	A701	Out of Resources- Unable to calculate number of matches	The move job is marked as failed. The association is released. The reason is logged and reported to the user.
	A702	Out of Resources – Unable to perform sub-operations	The move job is marked as failed. The association is released. The reason is logged and reported to the user.
	A801	Move destination unknown	The move job is marked as failed. The association is released. The reason is logged and reported to the user.
Failed	A900	Identifier does not match SOP class	The move job is marked as failed. The association is released. The reason is logged and reported to the user.
	Cxxx	Unable to process	The move job is marked as failed. The association is released. The reason is logged and reported to the user.
Cancel	FE00	Sub-operations terminated due to Cancel Indication	The move job is marked as cancelled. The association is released. The reason is logged and reported to the user.
Warning	B000	Sub-operations complete – One or more failures	The move job is marked as completed. The association is released.
Pending	FF00	Sub-operations are continuing.	The move job continues.

4.3.1.3.4. (Real-World) Activity – Image Export

4.3.1.3.4.1. Description and Sequencing of Activities

The QLAB 11.0 implements the Storage service class as part of the QLAB 11.0 to store selected images at an archive or other storage SCP. All actual selected images are exported using one and the same association. The QLAB 11.0 waits for synchronous report until, after a configurable time passed, it will release the association.

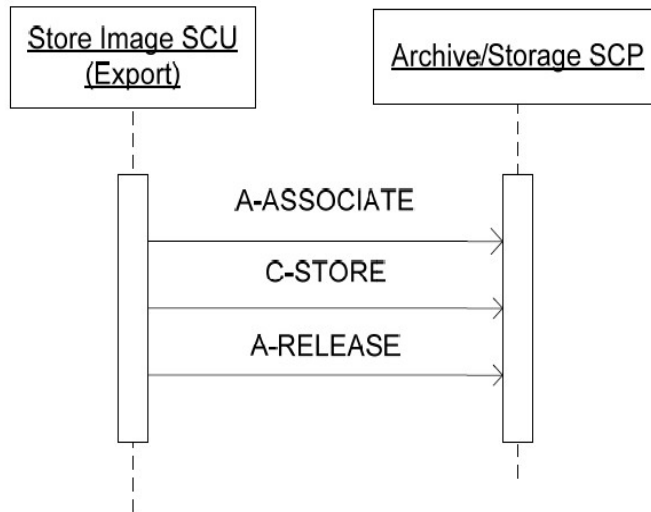


Figure 17: Data Flow Diagram – Store Image – Storage as SCU

4.3.1.3.4.2. Proposed Presentation Contexts

The presentation contexts are defined in the next table.

Table 62: Proposed Presentation Contexts for (Real-World) Activity – Image Export

Presentation Context Table					
Abstract Syntax		Transfer Syntax		Role	Extended Negotiation
Name	UID	Name List	UID List		
Computed Radiography Image Storage SOP Class	1.2.840.10008.5.1.4 .1.1.1	Implicit VR Little Endian	1.2.840.10008.1.2	SCU	None
		Explicit VR Little Endian	1.2.840.10008.1.2.1		
		Explicit VR Big Endian	1.2.840.10008.1.2.2		
		RLE Lossless	1.2.840.10008.1.2.5		
		JPEG Baseline (Process 1)	1.2.840.10008.1.2.4.50		
		JPEG Extended Process 2 And 4	1.2.840.10008.1.2.4.51		
		JPEG Lossless Non Hierarchical 14 (Retired)	1.2.840.10008.1.2.4.57		
		JPEG Lossless Non Hierarchical 15 (Retired)	1.2.840.10008.1.2.4.58		
		JPEG Lossless Hierarchical 28 (Retired)	1.2.840.10008.1.2.4.65		
		JPEG Lossless Hierarchical 29 (Retired)	1.2.840.10008.1.2.4.66		
		JPEG LS Lossless Image Compression	1.2.840.10008.1.2.4.80		
		JPEG 2000 Image Compression	1.2.840.10008.1.2.4.91		
		JPEG 2000 Image Compression Lossless Only	1.2.840.10008.1.2.4.90		
		JPEG Lossless, Non-Hierarchical, FOP (Process 14)	1.2.840.10008.1.2.4.70		

Presentation Context Table					
Abstract Syntax		Transfer Syntax		Role	Extended Negotiation
Name	UID	Name List	UID List		
Digital X-Ray Image Storage - For Pres. SOP Class	1.2.840.10008.5.1.4.1.1.1.1	Philips CT Private-ELE (Private)	1.3.46.670589.33.1.4.1	SCU	None
		MPEG-4 AVC/H.264 High Profile / Level 4.1	1.2.840.10008.1.2.4.102		
		Implicit VR Little Endian	1.2.840.10008.1.2		
		Explicit VR Little Endian	1.2.840.10008.1.2.1		
		Explicit VR Big Endian	1.2.840.10008.1.2.2		
		RLE Lossless	1.2.840.10008.1.2.5		
		JPEG Baseline (Process 1)	1.2.840.10008.1.2.4.50		
		JPEG Extended Process 2 And 4	1.2.840.10008.1.2.4.51		
		JPEG Lossless Non Hierarchical 14 (Retired)	1.2.840.10008.1.2.4.57		
		JPEG Lossless Non Hierarchical 15 (Retired)	1.2.840.10008.1.2.4.58		
		JPEG Lossless Hierarchical 28 (Retired)	1.2.840.10008.1.2.4.65		
		JPEG Lossless Hierarchical 29 (Retired)	1.2.840.10008.1.2.4.66		
		JPEG LS Lossless Image Compression	1.2.840.10008.1.2.4.80		
		JPEG 2000 Image Compression	1.2.840.10008.1.2.4.91		
		JPEG 2000 Image Compression Lossless Only	1.2.840.10008.1.2.4.90		
		JPEG Lossless, Non-Hierarchical, FOP (Process 14)	1.2.840.10008.1.2.4.70		
		Digital X-Ray Image Storage - For Proc. SOP Class	1.2.840.10008.5.1.4.1.1.1.1		
MPEG-4 AVC/H.264 High Profile / Level 4.1	1.2.840.10008.1.2.4.102				
Implicit VR Little Endian	1.2.840.10008.1.2				
Explicit VR Little Endian	1.2.840.10008.1.2.1				
Explicit VR Big Endian	1.2.840.10008.1.2.2				
RLE Lossless	1.2.840.10008.1.2.5				
JPEG Baseline (Process 1)	1.2.840.10008.1.2.4.50				
JPEG Extended Process 2 And 4	1.2.840.10008.1.2.4.51				
JPEG Lossless Non Hierarchical 14 (Retired)	1.2.840.10008.1.2.4.57				
JPEG Lossless Non Hierarchical 15 (Retired)	1.2.840.10008.1.2.4.58				
JPEG Lossless Hierarchical 28 (Retired)	1.2.840.10008.1.2.4.65				
JPEG Lossless Hierarchical 29 (Retired)	1.2.840.10008.1.2.4.66				
JPEG LS Lossless Image Compression	1.2.840.10008.1.2.4.80				
JPEG 2000 Image Compression	1.2.840.10008.1.2.4.91				
JPEG 2000 Image Compression Lossless Only	1.2.840.10008.1.2.4.90				
JPEG Lossless, Non-Hierarchical, FOP (Process 14)	1.2.840.10008.1.2.4.70				
Digital Mammography X-Ray Image Storage - Pres. SOP Class	1.2.840.10008.5.1.4.1.1.1.2			Philips CT Private-ELE (Private)	1.3.46.670589.33.1.4.1
		MPEG-4 AVC/H.264 High Profile / Level 4.1	1.2.840.10008.1.2.4.102		
		Implicit VR Little Endian	1.2.840.10008.1.2		
		Explicit VR Little Endian	1.2.840.10008.1.2.1		
		Explicit VR Big Endian	1.2.840.10008.1.2.2		
		RLE Lossless	1.2.840.10008.1.2.5		
		JPEG Baseline (Process 1)	1.2.840.10008.1.2.4.50		
		JPEG Extended Process 2 And 4	1.2.840.10008.1.2.4.51		
		JPEG Lossless Non Hierarchical 14 (Retired)	1.2.840.10008.1.2.4.57		
		JPEG Lossless Non Hierarchical 15 (Retired)	1.2.840.10008.1.2.4.58		
		JPEG Lossless Hierarchical 28 (Retired)	1.2.840.10008.1.2.4.65		
		JPEG Lossless Hierarchical 29 (Retired)	1.2.840.10008.1.2.4.66		
		JPEG LS Lossless Image Compression	1.2.840.10008.1.2.4.80		
		JPEG 2000 Image Compression	1.2.840.10008.1.2.4.91		

Presentation Context Table					
Abstract Syntax		Transfer Syntax		Role	Extended Negotiation
Name	UID	Name List	UID List		
		JPEG 2000 Image Compression Lossless Only	1.2.840.10008.1.2.4.90		
		JPEG Lossless, Non-Hierarchical, FOP (Process 14)	1.2.840.10008.1.2.4.70		
		Philips CT Private-ELE (Private)	1.3.46.670589.33.1.4.1		
		MPEG-4 AVC/H.264 High Profile / Level 4.1	1.2.840.10008.1.2.4.102		
Digital Mammography X-Ray Image Storage - Proc. SOP Class	1.2.840.10008.5.1.4.1.1.2.1	Implicit VR Little Endian	1.2.840.10008.1.2	SCU	None
		Explicit VR Little Endian	1.2.840.10008.1.2.1		
		Explicit VR Big Endian	1.2.840.10008.1.2.2		
		RLE Lossless	1.2.840.10008.1.2.5		
		JPEG Baseline (Process 1)	1.2.840.10008.1.2.4.50		
		JPEG Extended Process 2 And 4	1.2.840.10008.1.2.4.51		
		JPEG Lossless Non Hierarchical 14 (Retired)	1.2.840.10008.1.2.4.57		
		JPEG Lossless Non Hierarchical 15 (Retired)	1.2.840.10008.1.2.4.58		
		JPEG Lossless Hierarchical 28 (Retired)	1.2.840.10008.1.2.4.65		
		JPEG Lossless Hierarchical 29 (Retired)	1.2.840.10008.1.2.4.66		
		JPEG LS Lossless Image Compression	1.2.840.10008.1.2.4.80		
		JPEG 2000 Image Compression	1.2.840.10008.1.2.4.91		
		JPEG 2000 Image Compression Lossless Only	1.2.840.10008.1.2.4.90		
		JPEG Lossless, Non-Hierarchical, FOP (Process 14)	1.2.840.10008.1.2.4.70		
		Philips CT Private-ELE (Private)	1.3.46.670589.33.1.4.1		
		MPEG-4 AVC/H.264 High Profile / Level 4.1	1.2.840.10008.1.2.4.102		
		Encapsulated PDF Storage SOP Class	1.2.840.10008.5.1.4.1.1.104.1		
Explicit VR Little Endian	1.2.840.10008.1.2.1				
Explicit VR Big Endian	1.2.840.10008.1.2.2				
RLE Lossless	1.2.840.10008.1.2.5				
JPEG Baseline (Process 1)	1.2.840.10008.1.2.4.50				
JPEG Extended Process 2 And 4	1.2.840.10008.1.2.4.51				
JPEG Lossless Non Hierarchical 14 (Retired)	1.2.840.10008.1.2.4.57				
JPEG Lossless Non Hierarchical 15 (Retired)	1.2.840.10008.1.2.4.58				
JPEG Lossless Hierarchical 28 (Retired)	1.2.840.10008.1.2.4.65				
JPEG Lossless Hierarchical 29 (Retired)	1.2.840.10008.1.2.4.66				
JPEG LS Lossless Image Compression	1.2.840.10008.1.2.4.80				
JPEG 2000 Image Compression	1.2.840.10008.1.2.4.91				
JPEG 2000 Image Compression Lossless Only	1.2.840.10008.1.2.4.90				
JPEG Lossless, Non-Hierarchical, FOP (Process 14)	1.2.840.10008.1.2.4.70				
Philips CT Private-ELE (Private)	1.3.46.670589.33.1.4.1				
MPEG-4 AVC/H.264 High Profile / Level 4.1	1.2.840.10008.1.2.4.102				
Grayscale Softcopy Presentation State Storage	1.2.840.10008.5.1.4.1.1.11.1			Implicit VR Little Endian	1.2.840.10008.1.2
		Explicit VR Little Endian	1.2.840.10008.1.2.1		
		Explicit VR Big Endian	1.2.840.10008.1.2.2		
		RLE Lossless	1.2.840.10008.1.2.5		
		JPEG Baseline (Process 1)	1.2.840.10008.1.2.4.50		
		JPEG Extended Process 2 And 4	1.2.840.10008.1.2.4.51		
		JPEG Lossless Non Hierarchical 14 (Retired)	1.2.840.10008.1.2.4.57		
		JPEG Lossless Non Hierarchical 15 (Retired)	1.2.840.10008.1.2.4.58		
		JPEG Lossless Hierarchical 28 (Retired)	1.2.840.10008.1.2.4.65		
		JPEG Lossless Hierarchical 29 (Retired)	1.2.840.10008.1.2.4.66		
		JPEG Lossless Hierarchical 29 (Retired)	1.2.840.10008.1.2.4.66		

Presentation Context Table					
Abstract Syntax		Transfer Syntax		Role	Extended Negotiation
Name	UID	Name List	UID List		
		JPEG LS Lossless Image Compression	1.2.840.10008.1.2.4.80		
		JPEG 2000 Image Compression	1.2.840.10008.1.2.4.91		
		JPEG 2000 Image Compression Lossless Only	1.2.840.10008.1.2.4.90		
		JPEG Lossless, Non-Hierarchical, FOP (Process 14)	1.2.840.10008.1.2.4.70		
		Philips CT Private-ELE (Private)	1.3.46.670589.33.1.4.1		
		MPEG-4 AVC/H.264 High Profile / Level 4.1	1.2.840.10008.1.2.4.102		
Color Softcopy Presentation State Storage	1.2.840.10008.5.1.4.1.1.11.2	Implicit VR Little Endian	1.2.840.10008.1.2	SCU	None
		Explicit VR Little Endian	1.2.840.10008.1.2.1		
		Explicit VR Big Endian	1.2.840.10008.1.2.2		
		RLE Lossless	1.2.840.10008.1.2.5		
		JPEG Baseline (Process 1)	1.2.840.10008.1.2.4.50		
		JPEG Extended Process 2 And 4	1.2.840.10008.1.2.4.51		
		JPEG Lossless Non Hierarchical 14 (Retired)	1.2.840.10008.1.2.4.57		
		JPEG Lossless Non Hierarchical 15 (Retired)	1.2.840.10008.1.2.4.58		
		JPEG Lossless Hierarchical 28 (Retired)	1.2.840.10008.1.2.4.65		
		JPEG Lossless Hierarchical 29 (Retired)	1.2.840.10008.1.2.4.66		
		JPEG LS Lossless Image Compression	1.2.840.10008.1.2.4.80		
		JPEG 2000 Image Compression	1.2.840.10008.1.2.4.91		
		JPEG 2000 Image Compression Lossless Only	1.2.840.10008.1.2.4.90		
		JPEG Lossless, Non-Hierarchical, FOP (Process 14)	1.2.840.10008.1.2.4.70		
		Philips CT Private-ELE (Private)	1.3.46.670589.33.1.4.1		
		MPEG-4 AVC/H.264 High Profile / Level 4.1	1.2.840.10008.1.2.4.102		
Pseudo-Color Softcopy Presentation State Storage	1.2.840.10008.5.1.4.1.1.11.3	Implicit VR Little Endian	1.2.840.10008.1.2	SCU	None
		Explicit VR Little Endian	1.2.840.10008.1.2.1		
		Explicit VR Big Endian	1.2.840.10008.1.2.2		
		RLE Lossless	1.2.840.10008.1.2.5		
		JPEG Baseline (Process 1)	1.2.840.10008.1.2.4.50		
		JPEG Extended Process 2 And 4	1.2.840.10008.1.2.4.51		
		JPEG Lossless Non Hierarchical 14 (Retired)	1.2.840.10008.1.2.4.57		
		JPEG Lossless Non Hierarchical 15 (Retired)	1.2.840.10008.1.2.4.58		
		JPEG Lossless Hierarchical 28 (Retired)	1.2.840.10008.1.2.4.65		
		JPEG Lossless Hierarchical 29 (Retired)	1.2.840.10008.1.2.4.66		
		JPEG LS Lossless Image Compression	1.2.840.10008.1.2.4.80		
		JPEG 2000 Image Compression	1.2.840.10008.1.2.4.91		
		JPEG 2000 Image Compression Lossless Only	1.2.840.10008.1.2.4.90		
		JPEG Lossless, Non-Hierarchical, FOP (Process 14)	1.2.840.10008.1.2.4.70		
		Philips CT Private-ELE (Private)	1.3.46.670589.33.1.4.1		
		MPEG-4 AVC/H.264 High Profile / Level 4.1	1.2.840.10008.1.2.4.102		
Blending Softcopy Presentation State Storage	1.2.840.10008.5.1.4.1.1.11.4	Implicit VR Little Endian	1.2.840.10008.1.2	SCU	None
		Explicit VR Little Endian	1.2.840.10008.1.2.1		
		Explicit VR Big Endian	1.2.840.10008.1.2.2		
		RLE Lossless	1.2.840.10008.1.2.5		
		JPEG Baseline (Process 1)	1.2.840.10008.1.2.4.50		
		JPEG Extended Process 2 And 4	1.2.840.10008.1.2.4.51		
		JPEG Lossless Non Hierarchical 14 (Retired)	1.2.840.10008.1.2.4.57		
		JPEG Lossless Non Hierarchical 15 (Retired)	1.2.840.10008.1.2.4.58		

Presentation Context Table									
Abstract Syntax		Transfer Syntax		Role	Extended Negotiation				
Name	UID	Name List	UID List						
		JPEG Lossless Hierarchical 28 (Retired)	1.2.840.10008.1.2.4.65						
		JPEG Lossless Hierarchical 29 (Retired)	1.2.840.10008.1.2.4.66						
		JPEG LS Lossless Image Compression	1.2.840.10008.1.2.4.80						
		JPEG 2000 Image Compression	1.2.840.10008.1.2.4.91						
		JPEG 2000 Image Compression Lossless Only	1.2.840.10008.1.2.4.90						
		JPEG Lossless, Non-Hierarchical, FOP (Process 14)	1.2.840.10008.1.2.4.70						
		Philips CT Private-ELE (Private)	1.3.46.670589.33.1.4.1						
		MPEG-4 AVC/H.264 High Profile / Level 4.1	1.2.840.10008.1.2.4.102						
X-Ray Angiographic Image Storage SOP Class	1.2.840.10008.5.1.4 .1.1.12.1	Implicit VR Little Endian	1.2.840.10008.1.2	SCU	None				
		Explicit VR Little Endian	1.2.840.10008.1.2.1						
		Explicit VR Big Endian	1.2.840.10008.1.2.2						
		RLE Lossless	1.2.840.10008.1.2.5						
		JPEG Baseline (Process 1)	1.2.840.10008.1.2.4.50						
		JPEG Extended Process 2 And 4	1.2.840.10008.1.2.4.51						
		JPEG Lossless Non Hierarchical 14 (Retired)	1.2.840.10008.1.2.4.57						
		JPEG Lossless Non Hierarchical 15 (Retired)	1.2.840.10008.1.2.4.58						
		JPEG Lossless Hierarchical 28 (Retired)	1.2.840.10008.1.2.4.65						
		JPEG Lossless Hierarchical 29 (Retired)	1.2.840.10008.1.2.4.66						
		JPEG LS Lossless Image Compression	1.2.840.10008.1.2.4.80						
		JPEG 2000 Image Compression	1.2.840.10008.1.2.4.91						
		JPEG 2000 Image Compression Lossless Only	1.2.840.10008.1.2.4.90						
		JPEG Lossless, Non-Hierarchical, FOP (Process 14)	1.2.840.10008.1.2.4.70						
		Philips CT Private-ELE (Private)	1.3.46.670589.33.1.4.1						
		MPEG-4 AVC/H.264 High Profile / Level 4.1	1.2.840.10008.1.2.4.102						
		Enhanced XA Image Storage SOP Class	1.2.840.10008.5.1.4 .1.1.12.1.1			Implicit VR Little Endian	1.2.840.10008.1.2	SCU	None
						Explicit VR Little Endian	1.2.840.10008.1.2.1		
Explicit VR Big Endian	1.2.840.10008.1.2.2								
RLE Lossless	1.2.840.10008.1.2.5								
JPEG Baseline (Process 1)	1.2.840.10008.1.2.4.50								
JPEG Extended Process 2 And 4	1.2.840.10008.1.2.4.51								
JPEG Lossless Non Hierarchical 14 (Retired)	1.2.840.10008.1.2.4.57								
JPEG Lossless Non Hierarchical 15 (Retired)	1.2.840.10008.1.2.4.58								
JPEG Lossless Hierarchical 28 (Retired)	1.2.840.10008.1.2.4.65								
JPEG Lossless Hierarchical 29 (Retired)	1.2.840.10008.1.2.4.66								
JPEG LS Lossless Image Compression	1.2.840.10008.1.2.4.80								
JPEG 2000 Image Compression	1.2.840.10008.1.2.4.91								
JPEG 2000 Image Compression Lossless Only	1.2.840.10008.1.2.4.90								
JPEG Lossless, Non-Hierarchical, FOP (Process 14)	1.2.840.10008.1.2.4.70								
Philips CT Private-ELE (Private)	1.3.46.670589.33.1.4.1								
MPEG-4 AVC/H.264 High Profile / Level 4.1	1.2.840.10008.1.2.4.102								
X-Ray Radiofluoroscopic Image Storage SOP Class	1.2.840.10008.5.1.4 .1.1.12.2			Implicit VR Little Endian	1.2.840.10008.1.2	SCU	None		
				Explicit VR Little Endian	1.2.840.10008.1.2.1				
		Explicit VR Big Endian	1.2.840.10008.1.2.2						
		RLE Lossless	1.2.840.10008.1.2.5						
		JPEG Baseline (Process 1)	1.2.840.10008.1.2.4.50						
		JPEG Extended Process 2 And 4	1.2.840.10008.1.2.4.51						

Presentation Context Table					
Abstract Syntax		Transfer Syntax		Role	Extended Negotiation
Name	UID	Name List	UID List		
		JPEG Lossless Non Hierarchical 14 (Retired)	1.2.840.10008.1.2.4.57		
		JPEG Lossless Non Hierarchical 15 (Retired)	1.2.840.10008.1.2.4.58		
		JPEG Lossless Hierarchical 28 (Retired)	1.2.840.10008.1.2.4.65		
		JPEG Lossless Hierarchical 29 (Retired)	1.2.840.10008.1.2.4.66		
		JPEG LS Lossless Image Compression	1.2.840.10008.1.2.4.80		
		JPEG 2000 Image Compression	1.2.840.10008.1.2.4.91		
		JPEG 2000 Image Compression Lossless Only	1.2.840.10008.1.2.4.90		
		JPEG Lossless, Non-Hierarchical, FOP (Process 14)	1.2.840.10008.1.2.4.70		
		Philips CT Private-ELE (Private)	1.3.46.670589.33.1.4.1		
		MPEG-4 AVC/H.264 High Profile / Level 4.1	1.2.840.10008.1.2.4.102		
Enhanced XRF Image Storage SOP Class	1.2.840.10008.5.1.4 .1.1.12.2.1	Implicit VR Little Endian	1.2.840.10008.1.2	SCU	None
		Explicit VR Little Endian	1.2.840.10008.1.2.1		
		Explicit VR Big Endian	1.2.840.10008.1.2.2		
		RLE Lossless	1.2.840.10008.1.2.5		
		JPEG Baseline (Process 1)	1.2.840.10008.1.2.4.50		
		JPEG Extended Process 2 And 4	1.2.840.10008.1.2.4.51		
		JPEG Lossless Non Hierarchical 14 (Retired)	1.2.840.10008.1.2.4.57		
		JPEG Lossless Non Hierarchical 15 (Retired)	1.2.840.10008.1.2.4.58		
		JPEG Lossless Hierarchical 28 (Retired)	1.2.840.10008.1.2.4.65		
		JPEG Lossless Hierarchical 29 (Retired)	1.2.840.10008.1.2.4.66		
		JPEG LS Lossless Image Compression	1.2.840.10008.1.2.4.80		
		JPEG 2000 Image Compression	1.2.840.10008.1.2.4.91		
		JPEG 2000 Image Compression Lossless Only	1.2.840.10008.1.2.4.90		
		JPEG Lossless, Non-Hierarchical, FOP (Process 14)	1.2.840.10008.1.2.4.70		
		Philips CT Private-ELE (Private)	1.3.46.670589.33.1.4.1		
		MPEG-4 AVC/H.264 High Profile / Level 4.1	1.2.840.10008.1.2.4.102		
Positron Emission Tomography Image Storage SOP Class	1.2.840.10008.5.1.4 .1.1.128	Implicit VR Little Endian	1.2.840.10008.1.2	SCU	None
		Explicit VR Little Endian	1.2.840.10008.1.2.1		
		Explicit VR Big Endian	1.2.840.10008.1.2.2		
		RLE Lossless	1.2.840.10008.1.2.5		
		JPEG Baseline (Process 1)	1.2.840.10008.1.2.4.50		
		JPEG Extended Process 2 And 4	1.2.840.10008.1.2.4.51		
		JPEG Lossless Non Hierarchical 14 (Retired)	1.2.840.10008.1.2.4.57		
		JPEG Lossless Non Hierarchical 15 (Retired)	1.2.840.10008.1.2.4.58		
		JPEG Lossless Hierarchical 28 (Retired)	1.2.840.10008.1.2.4.65		
		JPEG Lossless Hierarchical 29 (Retired)	1.2.840.10008.1.2.4.66		
		JPEG LS Lossless Image Compression	1.2.840.10008.1.2.4.80		
		JPEG 2000 Image Compression	1.2.840.10008.1.2.4.91		
		JPEG 2000 Image Compression Lossless Only	1.2.840.10008.1.2.4.90		
		JPEG Lossless, Non-Hierarchical, FOP (Process 14)	1.2.840.10008.1.2.4.70		
		Philips CT Private-ELE (Private)	1.3.46.670589.33.1.4.1		
		MPEG-4 AVC/H.264 High Profile / Level 4.1	1.2.840.10008.1.2.4.102		
X-Ray 3D Angiographic Image Storage	1.2.840.10008.5.1.4 .1.1.13.1.1	Implicit VR Little Endian	1.2.840.10008.1.2	SCU	None
		Explicit VR Little Endian	1.2.840.10008.1.2.1		
		Explicit VR Big Endian	1.2.840.10008.1.2.2		
		RLE Lossless	1.2.840.10008.1.2.5		

Presentation Context Table					
Abstract Syntax		Transfer Syntax		Role	Extended Negotiation
Name	UID	Name List	UID List		
		JPEG Baseline (Process 1)	1.2.840.10008.1.2.4.50		
		JPEG Extended Process 2 And 4	1.2.840.10008.1.2.4.51		
		JPEG Lossless Non Hierarchical 14 (Retired)	1.2.840.10008.1.2.4.57		
		JPEG Lossless Non Hierarchical 15 (Retired)	1.2.840.10008.1.2.4.58		
		JPEG Lossless Hierarchical 28 (Retired)	1.2.840.10008.1.2.4.65		
		JPEG Lossless Hierarchical 29 (Retired)	1.2.840.10008.1.2.4.66		
		JPEG LS Lossless Image Compression	1.2.840.10008.1.2.4.80		
		JPEG 2000 Image Compression	1.2.840.10008.1.2.4.91		
		JPEG 2000 Image Compression Lossless Only	1.2.840.10008.1.2.4.90		
		JPEG Lossless, Non-Hierarchical, FOP (Process 14)	1.2.840.10008.1.2.4.70		
		Philips CT Private-ELE (Private)	1.3.46.670589.33.1.4.1		
		MPEG-4 AVC/H.264 High Profile / Level 4.1	1.2.840.10008.1.2.4.102		
CT Image Storage SOP Class	1.2.840.10008.5.1.4.1.1.2	Implicit VR Little Endian	1.2.840.10008.1.2	SCU	None
		Explicit VR Little Endian	1.2.840.10008.1.2.1		
		Explicit VR Big Endian	1.2.840.10008.1.2.2		
		RLE Lossless	1.2.840.10008.1.2.5		
		JPEG Baseline (Process 1)	1.2.840.10008.1.2.4.50		
		JPEG Extended Process 2 And 4	1.2.840.10008.1.2.4.51		
		JPEG Lossless Non Hierarchical 14 (Retired)	1.2.840.10008.1.2.4.57		
		JPEG Lossless Non Hierarchical 15 (Retired)	1.2.840.10008.1.2.4.58		
		JPEG Lossless Hierarchical 28 (Retired)	1.2.840.10008.1.2.4.65		
		JPEG Lossless Hierarchical 29 (Retired)	1.2.840.10008.1.2.4.66		
		JPEG LS Lossless Image Compression	1.2.840.10008.1.2.4.80		
		JPEG 2000 Image Compression	1.2.840.10008.1.2.4.91		
		JPEG 2000 Image Compression Lossless Only	1.2.840.10008.1.2.4.90		
		JPEG Lossless, Non-Hierarchical, FOP (Process 14)	1.2.840.10008.1.2.4.70		
		Philips CT Private-ELE (Private)	1.3.46.670589.33.1.4.1		
		MPEG-4 AVC/H.264 High Profile / Level 4.1	1.2.840.10008.1.2.4.102		
Enhanced CT Image Storage SOP Class	1.2.840.10008.5.1.4.1.1.2.1	Implicit VR Little Endian	1.2.840.10008.1.2	SCU	None
		Explicit VR Little Endian	1.2.840.10008.1.2.1		
		Explicit VR Big Endian	1.2.840.10008.1.2.2		
		RLE Lossless	1.2.840.10008.1.2.5		
		JPEG Baseline (Process 1)	1.2.840.10008.1.2.4.50		
		JPEG Extended Process 2 And 4	1.2.840.10008.1.2.4.51		
		JPEG Lossless Non Hierarchical 14 (Retired)	1.2.840.10008.1.2.4.57		
		JPEG Lossless Non Hierarchical 15 (Retired)	1.2.840.10008.1.2.4.58		
		JPEG Lossless Hierarchical 28 (Retired)	1.2.840.10008.1.2.4.65		
		JPEG Lossless Hierarchical 29 (Retired)	1.2.840.10008.1.2.4.66		
		JPEG LS Lossless Image Compression	1.2.840.10008.1.2.4.80		
		JPEG 2000 Image Compression	1.2.840.10008.1.2.4.91		
		JPEG 2000 Image Compression Lossless Only	1.2.840.10008.1.2.4.90		
		JPEG Lossless, Non-Hierarchical, FOP (Process 14)	1.2.840.10008.1.2.4.70		
		Philips CT Private-ELE (Private)	1.3.46.670589.33.1.4.1		
		MPEG-4 AVC/H.264 High Profile / Level 4.1	1.2.840.10008.1.2.4.102		
	1.2.840.10008.5.1.4.1.1.20	Implicit VR Little Endian	1.2.840.10008.1.2	SCU	None
		Explicit VR Little Endian	1.2.840.10008.1.2.1		

Presentation Context Table					
Abstract Syntax		Transfer Syntax		Role	Extended Negotiation
Name	UID	Name List	UID List		
Nuclear Medicine Image Storage SOP Class		Explicit VR Big Endian	1.2.840.10008.1.2.2		
		RLE Lossless	1.2.840.10008.1.2.5		
		JPEG Baseline (Process 1)	1.2.840.10008.1.2.4.50		
		JPEG Extended Process 2 And 4	1.2.840.10008.1.2.4.51		
		JPEG Lossless Non Hierarchical 14 (Retired)	1.2.840.10008.1.2.4.57		
		JPEG Lossless Non Hierarchical 15 (Retired)	1.2.840.10008.1.2.4.58		
		JPEG Lossless Hierarchical 28 (Retired)	1.2.840.10008.1.2.4.65		
		JPEG Lossless Hierarchical 29 (Retired)	1.2.840.10008.1.2.4.66		
		JPEG LS Lossless Image Compression	1.2.840.10008.1.2.4.80		
		JPEG 2000 Image Compression	1.2.840.10008.1.2.4.91		
		JPEG 2000 Image Compression Lossless Only	1.2.840.10008.1.2.4.90		
		JPEG Lossless, Non-Hierarchical, FOP (Process 14)	1.2.840.10008.1.2.4.70		
		Philips CT Private-ELE (Private)	1.3.46.670589.33.1.4.1		
		MPEG-4 AVC/H.264 High Profile / Level 4.1	1.2.840.10008.1.2.4.102		
Ultrasound Multi-frame Image Storage SOP Class	1.2.840.10008.5.1.4.1.1.3.1	Implicit VR Little Endian	1.2.840.10008.1.2	SCU	None
		Explicit VR Little Endian	1.2.840.10008.1.2.1		
		Explicit VR Big Endian	1.2.840.10008.1.2.2		
		RLE Lossless	1.2.840.10008.1.2.5		
		JPEG Baseline (Process 1)	1.2.840.10008.1.2.4.50		
		JPEG Extended Process 2 And 4	1.2.840.10008.1.2.4.51		
		JPEG Lossless Non Hierarchical 14 (Retired)	1.2.840.10008.1.2.4.57		
		JPEG Lossless Non Hierarchical 15 (Retired)	1.2.840.10008.1.2.4.58		
		JPEG Lossless Hierarchical 28 (Retired)	1.2.840.10008.1.2.4.65		
		JPEG Lossless Hierarchical 29 (Retired)	1.2.840.10008.1.2.4.66		
		JPEG LS Lossless Image Compression	1.2.840.10008.1.2.4.80		
		JPEG 2000 Image Compression	1.2.840.10008.1.2.4.91		
		JPEG 2000 Image Compression Lossless Only	1.2.840.10008.1.2.4.90		
		JPEG Lossless, Non-Hierarchical, FOP (Process 14)	1.2.840.10008.1.2.4.70		
Philips CT Private-ELE (Private)	1.3.46.670589.33.1.4.1				
MPEG-4 AVC/H.264 High Profile / Level 4.1	1.2.840.10008.1.2.4.102				
MR Image Storage SOP Class	1.2.840.10008.5.1.4.1.1.4	Implicit VR Little Endian	1.2.840.10008.1.2	SCU	None
		Explicit VR Little Endian	1.2.840.10008.1.2.1		
		Explicit VR Big Endian	1.2.840.10008.1.2.2		
		RLE Lossless	1.2.840.10008.1.2.5		
		JPEG Baseline (Process 1)	1.2.840.10008.1.2.4.50		
		JPEG Extended Process 2 And 4	1.2.840.10008.1.2.4.51		
		JPEG Lossless Non Hierarchical 14 (Retired)	1.2.840.10008.1.2.4.57		
		JPEG Lossless Non Hierarchical 15 (Retired)	1.2.840.10008.1.2.4.58		
		JPEG Lossless Hierarchical 28 (Retired)	1.2.840.10008.1.2.4.65		
		JPEG Lossless Hierarchical 29 (Retired)	1.2.840.10008.1.2.4.66		
		JPEG LS Lossless Image Compression	1.2.840.10008.1.2.4.80		
		JPEG 2000 Image Compression	1.2.840.10008.1.2.4.91		
		JPEG 2000 Image Compression Lossless Only	1.2.840.10008.1.2.4.90		
		JPEG Lossless, Non-Hierarchical, FOP (Process 14)	1.2.840.10008.1.2.4.70		
Philips CT Private-ELE (Private)	1.3.46.670589.33.1.4.1				
MPEG-4 AVC/H.264 High Profile / Level 4.1	1.2.840.10008.1.2.4.102				

Presentation Context Table					
Abstract Syntax		Transfer Syntax		Role	Extended Negotiation
Name	UID	Name List	UID List		
Enhanced MR Image Storage SOP Class	1.2.840.10008.5.1.4.1.1.4.1	Implicit VR Little Endian	1.2.840.10008.1.2	SCU	None
		Explicit VR Little Endian	1.2.840.10008.1.2.1		
		Explicit VR Big Endian	1.2.840.10008.1.2.2		
		RLE Lossless	1.2.840.10008.1.2.5		
		JPEG Baseline (Process 1)	1.2.840.10008.1.2.4.50		
		JPEG Extended Process 2 And 4	1.2.840.10008.1.2.4.51		
		JPEG Lossless Non Hierarchical 14 (Retired)	1.2.840.10008.1.2.4.57		
		JPEG Lossless Non Hierarchical 15 (Retired)	1.2.840.10008.1.2.4.58		
		JPEG Lossless Hierarchical 28 (Retired)	1.2.840.10008.1.2.4.65		
		JPEG Lossless Hierarchical 29 (Retired)	1.2.840.10008.1.2.4.66		
		JPEG LS Lossless Image Compression	1.2.840.10008.1.2.4.80		
		JPEG 2000 Image Compression	1.2.840.10008.1.2.4.91		
		JPEG 2000 Image Compression Lossless Only	1.2.840.10008.1.2.4.90		
		JPEG Lossless, Non-Hierarchical, FOP (Process 14)	1.2.840.10008.1.2.4.70		
		Philips CT Private-ELE (Private)	1.3.46.670589.33.1.4.1		
		MPEG-4 AVC/H.264 High Profile / Level 4.1	1.2.840.10008.1.2.4.102		
MR Spectroscopy Storage SOP Class	1.2.840.10008.5.1.4.1.1.4.2	Implicit VR Little Endian	1.2.840.10008.1.2	SCU	None
		Explicit VR Little Endian	1.2.840.10008.1.2.1		
		Explicit VR Big Endian	1.2.840.10008.1.2.2		
		RLE Lossless	1.2.840.10008.1.2.5		
		JPEG Baseline (Process 1)	1.2.840.10008.1.2.4.50		
		JPEG Extended Process 2 And 4	1.2.840.10008.1.2.4.51		
		JPEG Lossless Non Hierarchical 14 (Retired)	1.2.840.10008.1.2.4.57		
		JPEG Lossless Non Hierarchical 15 (Retired)	1.2.840.10008.1.2.4.58		
		JPEG Lossless Hierarchical 28 (Retired)	1.2.840.10008.1.2.4.65		
		JPEG Lossless Hierarchical 29 (Retired)	1.2.840.10008.1.2.4.66		
		JPEG LS Lossless Image Compression	1.2.840.10008.1.2.4.80		
		JPEG 2000 Image Compression	1.2.840.10008.1.2.4.91		
		JPEG 2000 Image Compression Lossless Only	1.2.840.10008.1.2.4.90		
		JPEG Lossless, Non-Hierarchical, FOP (Process 14)	1.2.840.10008.1.2.4.70		
		Philips CT Private-ELE (Private)	1.3.46.670589.33.1.4.1		
		MPEG-4 AVC/H.264 High Profile / Level 4.1	1.2.840.10008.1.2.4.102		
RT Image Storage SOP Class	1.2.840.10008.5.1.4.1.1.481.1	Implicit VR Little Endian	1.2.840.10008.1.2	SCU	None
		Explicit VR Little Endian	1.2.840.10008.1.2.1		
		Explicit VR Big Endian	1.2.840.10008.1.2.2		
		RLE Lossless	1.2.840.10008.1.2.5		
		JPEG Baseline (Process 1)	1.2.840.10008.1.2.4.50		
		JPEG Extended Process 2 And 4	1.2.840.10008.1.2.4.51		
		JPEG Lossless Non Hierarchical 14 (Retired)	1.2.840.10008.1.2.4.57		
		JPEG Lossless Non Hierarchical 15 (Retired)	1.2.840.10008.1.2.4.58		
		JPEG Lossless Hierarchical 28 (Retired)	1.2.840.10008.1.2.4.65		
		JPEG Lossless Hierarchical 29 (Retired)	1.2.840.10008.1.2.4.66		
		JPEG LS Lossless Image Compression	1.2.840.10008.1.2.4.80		
		JPEG 2000 Image Compression	1.2.840.10008.1.2.4.91		
		JPEG 2000 Image Compression Lossless Only	1.2.840.10008.1.2.4.90		
		JPEG Lossless, Non-Hierarchical, FOP (Process 14)	1.2.840.10008.1.2.4.70		

Presentation Context Table					
Abstract Syntax		Transfer Syntax		Role	Extended Negotiation
Name	UID	Name List	UID List		
RT Dose Storage	1.2.840.10008.5.1.4 .1.1.481.2	Philips CT Private-ELE (Private)	1.3.46.670589.33.1.4.1	SCU	None
		MPEG-4 AVC/H.264 High Profile / Level 4.1	1.2.840.10008.1.2.4.102		
		Implicit VR Little Endian	1.2.840.10008.1.2		
		Explicit VR Little Endian	1.2.840.10008.1.2.1		
		Explicit VR Big Endian	1.2.840.10008.1.2.2		
		RLE Lossless	1.2.840.10008.1.2.5		
		JPEG Baseline (Process 1)	1.2.840.10008.1.2.4.50		
		JPEG Extended Process 2 And 4	1.2.840.10008.1.2.4.51		
		JPEG Lossless Non Hierarchical 14 (Retired)	1.2.840.10008.1.2.4.57		
		JPEG Lossless Non Hierarchical 15 (Retired)	1.2.840.10008.1.2.4.58		
		JPEG Lossless Hierarchical 28 (Retired)	1.2.840.10008.1.2.4.65		
		JPEG Lossless Hierarchical 29 (Retired)	1.2.840.10008.1.2.4.66		
		JPEG LS Lossless Image Compression	1.2.840.10008.1.2.4.80		
		JPEG 2000 Image Compression	1.2.840.10008.1.2.4.91		
		JPEG 2000 Image Compression Lossless Only	1.2.840.10008.1.2.4.90		
		JPEG Lossless, Non-Hierarchical, FOP (Process 14)	1.2.840.10008.1.2.4.70		
		RT Structure Set Storage	1.2.840.10008.5.1.4 .1.1.481.3		
MPEG-4 AVC/H.264 High Profile / Level 4.1	1.2.840.10008.1.2.4.102				
Implicit VR Little Endian	1.2.840.10008.1.2				
Explicit VR Little Endian	1.2.840.10008.1.2.1				
Explicit VR Big Endian	1.2.840.10008.1.2.2				
RLE Lossless	1.2.840.10008.1.2.5				
JPEG Baseline (Process 1)	1.2.840.10008.1.2.4.50				
JPEG Extended Process 2 And 4	1.2.840.10008.1.2.4.51				
JPEG Lossless Non Hierarchical 14 (Retired)	1.2.840.10008.1.2.4.57				
JPEG Lossless Non Hierarchical 15 (Retired)	1.2.840.10008.1.2.4.58				
JPEG Lossless Hierarchical 28 (Retired)	1.2.840.10008.1.2.4.65				
JPEG Lossless Hierarchical 29 (Retired)	1.2.840.10008.1.2.4.66				
JPEG LS Lossless Image Compression	1.2.840.10008.1.2.4.80				
JPEG 2000 Image Compression	1.2.840.10008.1.2.4.91				
JPEG 2000 Image Compression Lossless Only	1.2.840.10008.1.2.4.90				
JPEG Lossless, Non-Hierarchical, FOP (Process 14)	1.2.840.10008.1.2.4.70				
RT Beams Treatment Record Storage	1.2.840.10008.5.1.4 .1.1.481.4			Philips CT Private-ELE (Private)	1.3.46.670589.33.1.4.1
		MPEG-4 AVC/H.264 High Profile / Level 4.1	1.2.840.10008.1.2.4.102		
		Implicit VR Little Endian	1.2.840.10008.1.2		
		Explicit VR Little Endian	1.2.840.10008.1.2.1		
		Explicit VR Big Endian	1.2.840.10008.1.2.2		
		RLE Lossless	1.2.840.10008.1.2.5		
		JPEG Baseline (Process 1)	1.2.840.10008.1.2.4.50		
		JPEG Extended Process 2 And 4	1.2.840.10008.1.2.4.51		
		JPEG Lossless Non Hierarchical 14 (Retired)	1.2.840.10008.1.2.4.57		
		JPEG Lossless Non Hierarchical 15 (Retired)	1.2.840.10008.1.2.4.58		
		JPEG Lossless Hierarchical 28 (Retired)	1.2.840.10008.1.2.4.65		
		JPEG Lossless Hierarchical 29 (Retired)	1.2.840.10008.1.2.4.66		
		JPEG LS Lossless Image Compression	1.2.840.10008.1.2.4.80		
		JPEG 2000 Image Compression	1.2.840.10008.1.2.4.91		

Presentation Context Table					
Abstract Syntax		Transfer Syntax		Role	Extended Negotiation
Name	UID	Name List	UID List		
		JPEG 2000 Image Compression Lossless Only	1.2.840.10008.1.2.4.90		
		JPEG Lossless, Non-Hierarchical, FOP (Process 14)	1.2.840.10008.1.2.4.70		
		Philips CT Private-ELE (Private)	1.3.46.670589.33.1.4.1		
		MPEG-4 AVC/H.264 High Profile / Level 4.1	1.2.840.10008.1.2.4.102		
RT Plan Storage	1.2.840.10008.5.1.4 .1.1.481.5	Implicit VR Little Endian	1.2.840.10008.1.2	SCU	None
		Explicit VR Little Endian	1.2.840.10008.1.2.1		
		Explicit VR Big Endian	1.2.840.10008.1.2.2		
		RLE Lossless	1.2.840.10008.1.2.5		
		JPEG Baseline (Process 1)	1.2.840.10008.1.2.4.50		
		JPEG Extended Process 2 And 4	1.2.840.10008.1.2.4.51		
		JPEG Lossless Non Hierarchical 14 (Retired)	1.2.840.10008.1.2.4.57		
		JPEG Lossless Non Hierarchical 15 (Retired)	1.2.840.10008.1.2.4.58		
		JPEG Lossless Hierarchical 28 (Retired)	1.2.840.10008.1.2.4.65		
		JPEG Lossless Hierarchical 29 (Retired)	1.2.840.10008.1.2.4.66		
		JPEG LS Lossless Image Compression	1.2.840.10008.1.2.4.80		
		JPEG 2000 Image Compression	1.2.840.10008.1.2.4.91		
		JPEG 2000 Image Compression Lossless Only	1.2.840.10008.1.2.4.90		
		JPEG Lossless, Non-Hierarchical, FOP (Process 14)	1.2.840.10008.1.2.4.70		
		Philips CT Private-ELE (Private)	1.3.46.670589.33.1.4.1		
		MPEG-4 AVC/H.264 High Profile / Level 4.1	1.2.840.10008.1.2.4.102		
RT Brachy Treatment Record Storage	1.2.840.10008.5.1.4 .1.1.481.6	Implicit VR Little Endian	1.2.840.10008.1.2	SCU	None
		Explicit VR Little Endian	1.2.840.10008.1.2.1		
		Explicit VR Big Endian	1.2.840.10008.1.2.2		
		RLE Lossless	1.2.840.10008.1.2.5		
		JPEG Baseline (Process 1)	1.2.840.10008.1.2.4.50		
		JPEG Extended Process 2 And 4	1.2.840.10008.1.2.4.51		
		JPEG Lossless Non Hierarchical 14 (Retired)	1.2.840.10008.1.2.4.57		
		JPEG Lossless Non Hierarchical 15 (Retired)	1.2.840.10008.1.2.4.58		
		JPEG Lossless Hierarchical 28 (Retired)	1.2.840.10008.1.2.4.65		
		JPEG Lossless Hierarchical 29 (Retired)	1.2.840.10008.1.2.4.66		
		JPEG LS Lossless Image Compression	1.2.840.10008.1.2.4.80		
		JPEG 2000 Image Compression	1.2.840.10008.1.2.4.91		
		JPEG 2000 Image Compression Lossless Only	1.2.840.10008.1.2.4.90		
		JPEG Lossless, Non-Hierarchical, FOP (Process 14)	1.2.840.10008.1.2.4.70		
		Philips CT Private-ELE (Private)	1.3.46.670589.33.1.4.1		
		MPEG-4 AVC/H.264 High Profile / Level 4.1	1.2.840.10008.1.2.4.102		
RT Treatment Summary Record Storage	1.2.840.10008.5.1.4 .1.1.481.7	Implicit VR Little Endian	1.2.840.10008.1.2	SCU	None
		Explicit VR Little Endian	1.2.840.10008.1.2.1		
		Explicit VR Big Endian	1.2.840.10008.1.2.2		
		RLE Lossless	1.2.840.10008.1.2.5		
		JPEG Baseline (Process 1)	1.2.840.10008.1.2.4.50		
		JPEG Extended Process 2 And 4	1.2.840.10008.1.2.4.51		
		JPEG Lossless Non Hierarchical 14 (Retired)	1.2.840.10008.1.2.4.57		
		JPEG Lossless Non Hierarchical 15 (Retired)	1.2.840.10008.1.2.4.58		
		JPEG Lossless Hierarchical 28 (Retired)	1.2.840.10008.1.2.4.65		
		JPEG Lossless Hierarchical 29 (Retired)	1.2.840.10008.1.2.4.66		

Presentation Context Table					
Abstract Syntax		Transfer Syntax		Role	Extended Negotiation
Name	UID	Name List	UID List		
		JPEG LS Lossless Image Compression	1.2.840.10008.1.2.4.80		
		JPEG 2000 Image Compression	1.2.840.10008.1.2.4.91		
		JPEG 2000 Image Compression Lossless Only	1.2.840.10008.1.2.4.90		
		JPEG Lossless, Non-Hierarchical, FOP (Process 14)	1.2.840.10008.1.2.4.70		
		Philips CT Private-ELE (Private)	1.3.46.670589.33.1.4.1		
		MPEG-4 AVC/H.264 High Profile / Level 4.1	1.2.840.10008.1.2.4.102		
Ultrasound Image Storage SOP Class	1.2.840.10008.5.1.4.1.1.6.1	Implicit VR Little Endian	1.2.840.10008.1.2	SCU	None
		Explicit VR Little Endian	1.2.840.10008.1.2.1		
		Explicit VR Big Endian	1.2.840.10008.1.2.2		
		RLE Lossless	1.2.840.10008.1.2.5		
		JPEG Baseline (Process 1)	1.2.840.10008.1.2.4.50		
		JPEG Extended Process 2 And 4	1.2.840.10008.1.2.4.51		
		JPEG Lossless Non Hierarchical 14 (Retired)	1.2.840.10008.1.2.4.57		
		JPEG Lossless Non Hierarchical 15 (Retired)	1.2.840.10008.1.2.4.58		
		JPEG Lossless Hierarchical 28 (Retired)	1.2.840.10008.1.2.4.65		
		JPEG Lossless Hierarchical 29 (Retired)	1.2.840.10008.1.2.4.66		
		JPEG LS Lossless Image Compression	1.2.840.10008.1.2.4.80		
		JPEG 2000 Image Compression	1.2.840.10008.1.2.4.91		
		JPEG 2000 Image Compression Lossless Only	1.2.840.10008.1.2.4.90		
		JPEG Lossless, Non-Hierarchical, FOP (Process 14)	1.2.840.10008.1.2.4.70		
		Philips CT Private-ELE (Private)	1.3.46.670589.33.1.4.1		
		MPEG-4 AVC/H.264 High Profile / Level 4.1	1.2.840.10008.1.2.4.102		
		Enhanced US Volume Storage	1.2.840.10008.5.1.4.1.1.6.2		
Explicit VR Little Endian	1.2.840.10008.1.2.1				
Explicit VR Big Endian	1.2.840.10008.1.2.2				
RLE Lossless	1.2.840.10008.1.2.5				
JPEG Baseline (Process 1)	1.2.840.10008.1.2.4.50				
JPEG Extended Process 2 And 4	1.2.840.10008.1.2.4.51				
JPEG Lossless Non Hierarchical 14 (Retired)	1.2.840.10008.1.2.4.57				
JPEG Lossless Non Hierarchical 15 (Retired)	1.2.840.10008.1.2.4.58				
JPEG Lossless Hierarchical 28 (Retired)	1.2.840.10008.1.2.4.65				
JPEG Lossless Hierarchical 29 (Retired)	1.2.840.10008.1.2.4.66				
JPEG LS Lossless Image Compression	1.2.840.10008.1.2.4.80				
JPEG 2000 Image Compression	1.2.840.10008.1.2.4.91				
JPEG 2000 Image Compression Lossless Only	1.2.840.10008.1.2.4.90				
JPEG Lossless, Non-Hierarchical, FOP (Process 14)	1.2.840.10008.1.2.4.70				
Philips CT Private-ELE (Private)	1.3.46.670589.33.1.4.1				
MPEG-4 AVC/H.264 High Profile / Level 4.1	1.2.840.10008.1.2.4.102				
Raw Data Storage	1.2.840.10008.5.1.4.1.1.66			Implicit VR Little Endian	1.2.840.10008.1.2
		Explicit VR Little Endian	1.2.840.10008.1.2.1		
		Explicit VR Big Endian	1.2.840.10008.1.2.2		
		RLE Lossless	1.2.840.10008.1.2.5		
		JPEG Baseline (Process 1)	1.2.840.10008.1.2.4.50		
		JPEG Extended Process 2 And 4	1.2.840.10008.1.2.4.51		
		JPEG Lossless Non Hierarchical 14 (Retired)	1.2.840.10008.1.2.4.57		
		JPEG Lossless Non Hierarchical 15 (Retired)	1.2.840.10008.1.2.4.58		

Presentation Context Table					
Abstract Syntax		Transfer Syntax		Role	Extended Negotiation
Name	UID	Name List	UID List		
		JPEG Lossless Hierarchical 28 (Retired)	1.2.840.10008.1.2.4.65		
		JPEG Lossless Hierarchical 29 (Retired)	1.2.840.10008.1.2.4.66		
		JPEG LS Lossless Image Compression	1.2.840.10008.1.2.4.80		
		JPEG 2000 Image Compression	1.2.840.10008.1.2.4.91		
		JPEG 2000 Image Compression Lossless Only	1.2.840.10008.1.2.4.90		
		JPEG Lossless, Non-Hierarchical, FOP (Process 14)	1.2.840.10008.1.2.4.70		
		Philips CT Private-ELE (Private)	1.3.46.670589.33.1.4.1		
		MPEG-4 AVC/H.264 High Profile / Level 4.1	1.2.840.10008.1.2.4.102		
Spatial Registration Storage	1.2.840.10008.5.1.4.1.1.66.1	Implicit VR Little Endian	1.2.840.10008.1.2	SCU	None
		Explicit VR Little Endian	1.2.840.10008.1.2.1		
		Explicit VR Big Endian	1.2.840.10008.1.2.2		
		RLE Lossless	1.2.840.10008.1.2.5		
		JPEG Baseline (Process 1)	1.2.840.10008.1.2.4.50		
		JPEG Extended Process 2 And 4	1.2.840.10008.1.2.4.51		
		JPEG Lossless Non Hierarchical 14 (Retired)	1.2.840.10008.1.2.4.57		
		JPEG Lossless Non Hierarchical 15 (Retired)	1.2.840.10008.1.2.4.58		
		JPEG Lossless Hierarchical 28 (Retired)	1.2.840.10008.1.2.4.65		
		JPEG Lossless Hierarchical 29 (Retired)	1.2.840.10008.1.2.4.66		
		JPEG LS Lossless Image Compression	1.2.840.10008.1.2.4.80		
		JPEG 2000 Image Compression	1.2.840.10008.1.2.4.91		
		JPEG 2000 Image Compression Lossless Only	1.2.840.10008.1.2.4.90		
		JPEG Lossless, Non-Hierarchical, FOP (Process 14)	1.2.840.10008.1.2.4.70		
		Philips CT Private-ELE (Private)	1.3.46.670589.33.1.4.1		
		MPEG-4 AVC/H.264 High Profile / Level 4.1	1.2.840.10008.1.2.4.102		
Segmentation Storage	1.2.840.10008.5.1.4.1.1.66.4	Implicit VR Little Endian	1.2.840.10008.1.2	SCU	None
		Explicit VR Little Endian	1.2.840.10008.1.2.1		
		Explicit VR Big Endian	1.2.840.10008.1.2.2		
		RLE Lossless	1.2.840.10008.1.2.5		
		JPEG Baseline (Process 1)	1.2.840.10008.1.2.4.50		
		JPEG Extended Process 2 And 4	1.2.840.10008.1.2.4.51		
		JPEG Lossless Non Hierarchical 14 (Retired)	1.2.840.10008.1.2.4.57		
		JPEG Lossless Non Hierarchical 15 (Retired)	1.2.840.10008.1.2.4.58		
		JPEG Lossless Hierarchical 28 (Retired)	1.2.840.10008.1.2.4.65		
		JPEG Lossless Hierarchical 29 (Retired)	1.2.840.10008.1.2.4.66		
		JPEG LS Lossless Image Compression	1.2.840.10008.1.2.4.80		
		JPEG 2000 Image Compression	1.2.840.10008.1.2.4.91		
		JPEG 2000 Image Compression Lossless Only	1.2.840.10008.1.2.4.90		
		JPEG Lossless, Non-Hierarchical, FOP (Process 14)	1.2.840.10008.1.2.4.70		
		Philips CT Private-ELE (Private)	1.3.46.670589.33.1.4.1		
		MPEG-4 AVC/H.264 High Profile / Level 4.1	1.2.840.10008.1.2.4.102		
Secondary Capture Image Storage SOP Class	1.2.840.10008.5.1.4.1.1.7	Implicit VR Little Endian	1.2.840.10008.1.2	SCU	None
		Explicit VR Little Endian	1.2.840.10008.1.2.1		
		Explicit VR Big Endian	1.2.840.10008.1.2.2		
		RLE Lossless	1.2.840.10008.1.2.5		
		JPEG Baseline (Process 1)	1.2.840.10008.1.2.4.50		
		JPEG Extended Process 2 And 4	1.2.840.10008.1.2.4.51		

Presentation Context Table					
Abstract Syntax		Transfer Syntax		Role	Extended Negotiation
Name	UID	Name List	UID List		
		JPEG Lossless Non Hierarchical 14 (Retired)	1.2.840.10008.1.2.4.57		
		JPEG Lossless Non Hierarchical 15 (Retired)	1.2.840.10008.1.2.4.58		
		JPEG Lossless Hierarchical 28 (Retired)	1.2.840.10008.1.2.4.65		
		JPEG Lossless Hierarchical 29 (Retired)	1.2.840.10008.1.2.4.66		
		JPEG LS Lossless Image Compression	1.2.840.10008.1.2.4.80		
		JPEG 2000 Image Compression	1.2.840.10008.1.2.4.91		
		JPEG 2000 Image Compression Lossless Only	1.2.840.10008.1.2.4.90		
		JPEG Lossless, Non-Hierarchical, FOP (Process 14)	1.2.840.10008.1.2.4.70		
		Philips CT Private-ELE (Private)	1.3.46.670589.33.1.4.1		
		MPEG-4 AVC/H.264 High Profile / Level 4.1	1.2.840.10008.1.2.4.102		
Multiframe Single Bit Secondary Capture Image Storage	1.2.840.10008.5.1.4.1.1.7.1	Implicit VR Little Endian	1.2.840.10008.1.2	SCU	None
		Explicit VR Little Endian	1.2.840.10008.1.2.1		
		Explicit VR Big Endian	1.2.840.10008.1.2.2		
		RLE Lossless	1.2.840.10008.1.2.5		
		JPEG Baseline (Process 1)	1.2.840.10008.1.2.4.50		
		JPEG Extended Process 2 And 4	1.2.840.10008.1.2.4.51		
		JPEG Lossless Non Hierarchical 14 (Retired)	1.2.840.10008.1.2.4.57		
		JPEG Lossless Non Hierarchical 15 (Retired)	1.2.840.10008.1.2.4.58		
		JPEG Lossless Hierarchical 28 (Retired)	1.2.840.10008.1.2.4.65		
		JPEG Lossless Hierarchical 29 (Retired)	1.2.840.10008.1.2.4.66		
		JPEG LS Lossless Image Compression	1.2.840.10008.1.2.4.80		
		JPEG 2000 Image Compression	1.2.840.10008.1.2.4.91		
		JPEG 2000 Image Compression Lossless Only	1.2.840.10008.1.2.4.90		
		JPEG Lossless, Non-Hierarchical, FOP (Process 14)	1.2.840.10008.1.2.4.70		
		Philips CT Private-ELE (Private)	1.3.46.670589.33.1.4.1		
		MPEG-4 AVC/H.264 High Profile / Level 4.1	1.2.840.10008.1.2.4.102		
Multiframe Grayscale Byte Secondary Capture Image Storage	1.2.840.10008.5.1.4.1.1.7.2	Implicit VR Little Endian	1.2.840.10008.1.2	SCU	None
		Explicit VR Little Endian	1.2.840.10008.1.2.1		
		Explicit VR Big Endian	1.2.840.10008.1.2.2		
		RLE Lossless	1.2.840.10008.1.2.5		
		JPEG Baseline (Process 1)	1.2.840.10008.1.2.4.50		
		JPEG Extended Process 2 And 4	1.2.840.10008.1.2.4.51		
		JPEG Lossless Non Hierarchical 14 (Retired)	1.2.840.10008.1.2.4.57		
		JPEG Lossless Non Hierarchical 15 (Retired)	1.2.840.10008.1.2.4.58		
		JPEG Lossless Hierarchical 28 (Retired)	1.2.840.10008.1.2.4.65		
		JPEG Lossless Hierarchical 29 (Retired)	1.2.840.10008.1.2.4.66		
		JPEG LS Lossless Image Compression	1.2.840.10008.1.2.4.80		
		JPEG 2000 Image Compression	1.2.840.10008.1.2.4.91		
		JPEG 2000 Image Compression Lossless Only	1.2.840.10008.1.2.4.90		
		JPEG Lossless, Non-Hierarchical, FOP (Process 14)	1.2.840.10008.1.2.4.70		
		Philips CT Private-ELE (Private)	1.3.46.670589.33.1.4.1		
		MPEG-4 AVC/H.264 High Profile / Level 4.1	1.2.840.10008.1.2.4.102		
Multiframe Grayscale Word Secondary Capture Image Storage	1.2.840.10008.5.1.4.1.1.7.3	Implicit VR Little Endian	1.2.840.10008.1.2	SCU	None
		Explicit VR Little Endian	1.2.840.10008.1.2.1		
		Explicit VR Big Endian	1.2.840.10008.1.2.2		
		RLE Lossless	1.2.840.10008.1.2.5		

Presentation Context Table					
Abstract Syntax		Transfer Syntax		Role	Extended Negotiation
Name	UID	Name List	UID List		
		JPEG Baseline (Process 1)	1.2.840.10008.1.2.4.50		
		JPEG Extended Process 2 And 4	1.2.840.10008.1.2.4.51		
		JPEG Lossless Non Hierarchical 14 (Retired)	1.2.840.10008.1.2.4.57		
		JPEG Lossless Non Hierarchical 15 (Retired)	1.2.840.10008.1.2.4.58		
		JPEG Lossless Hierarchical 28 (Retired)	1.2.840.10008.1.2.4.65		
		JPEG Lossless Hierarchical 29 (Retired)	1.2.840.10008.1.2.4.66		
		JPEG LS Lossless Image Compression	1.2.840.10008.1.2.4.80		
		JPEG 2000 Image Compression	1.2.840.10008.1.2.4.91		
		JPEG 2000 Image Compression Lossless Only	1.2.840.10008.1.2.4.90		
		JPEG Lossless, Non-Hierarchical, FOP (Process 14)	1.2.840.10008.1.2.4.70		
		Philips CT Private-ELE (Private)	1.3.46.670589.33.1.4.1		
		MPEG-4 AVC/H.264 High Profile / Level 4.1	1.2.840.10008.1.2.4.102		
Multiframe True Color Secondary Capture Image Storage	1.2.840.10008.5.1.4.1.1.7.4	Implicit VR Little Endian	1.2.840.10008.1.2	SCU	None
		Explicit VR Little Endian	1.2.840.10008.1.2.1		
		Explicit VR Big Endian	1.2.840.10008.1.2.2		
		RLE Lossless	1.2.840.10008.1.2.5		
		JPEG Baseline (Process 1)	1.2.840.10008.1.2.4.50		
		JPEG Extended Process 2 And 4	1.2.840.10008.1.2.4.51		
		JPEG Lossless Non Hierarchical 14 (Retired)	1.2.840.10008.1.2.4.57		
		JPEG Lossless Non Hierarchical 15 (Retired)	1.2.840.10008.1.2.4.58		
		JPEG Lossless Hierarchical 28 (Retired)	1.2.840.10008.1.2.4.65		
		JPEG Lossless Hierarchical 29 (Retired)	1.2.840.10008.1.2.4.66		
		JPEG LS Lossless Image Compression	1.2.840.10008.1.2.4.80		
		JPEG 2000 Image Compression	1.2.840.10008.1.2.4.91		
		JPEG 2000 Image Compression Lossless Only	1.2.840.10008.1.2.4.90		
		JPEG Lossless, Non-Hierarchical, FOP (Process 14)	1.2.840.10008.1.2.4.70		
		Philips CT Private-ELE (Private)	1.3.46.670589.33.1.4.1		
		MPEG-4 AVC/H.264 High Profile / Level 4.1	1.2.840.10008.1.2.4.102		
Basic Text SR SOP Class	1.2.840.10008.5.1.4.1.1.88.11	Implicit VR Little Endian	1.2.840.10008.1.2	SCU	None
		Explicit VR Little Endian	1.2.840.10008.1.2.1		
		Explicit VR Big Endian	1.2.840.10008.1.2.2		
		RLE Lossless	1.2.840.10008.1.2.5		
		JPEG Baseline (Process 1)	1.2.840.10008.1.2.4.50		
		JPEG Extended Process 2 And 4	1.2.840.10008.1.2.4.51		
		JPEG Lossless Non Hierarchical 14 (Retired)	1.2.840.10008.1.2.4.57		
		JPEG Lossless Non Hierarchical 15 (Retired)	1.2.840.10008.1.2.4.58		
		JPEG Lossless Hierarchical 28 (Retired)	1.2.840.10008.1.2.4.65		
		JPEG Lossless Hierarchical 29 (Retired)	1.2.840.10008.1.2.4.66		
		JPEG LS Lossless Image Compression	1.2.840.10008.1.2.4.80		
		JPEG 2000 Image Compression	1.2.840.10008.1.2.4.91		
		JPEG 2000 Image Compression Lossless Only	1.2.840.10008.1.2.4.90		
		JPEG Lossless, Non-Hierarchical, FOP (Process 14)	1.2.840.10008.1.2.4.70		
		Philips CT Private-ELE (Private)	1.3.46.670589.33.1.4.1		
		MPEG-4 AVC/H.264 High Profile / Level 4.1	1.2.840.10008.1.2.4.102		
Enhanced SR SOP Class	1.2.840.10008.5.1.4.1.1.88.22	Implicit VR Little Endian	1.2.840.10008.1.2	SCU	None
		Explicit VR Little Endian	1.2.840.10008.1.2.1		

Presentation Context Table					
Abstract Syntax		Transfer Syntax		Role	Extended Negotiation
Name	UID	Name List	UID List		
		Explicit VR Big Endian	1.2.840.10008.1.2.2		
		RLE Lossless	1.2.840.10008.1.2.5		
		JPEG Baseline (Process 1)	1.2.840.10008.1.2.4.50		
		JPEG Extended Process 2 And 4	1.2.840.10008.1.2.4.51		
		JPEG Lossless Non Hierarchical 14 (Retired)	1.2.840.10008.1.2.4.57		
		JPEG Lossless Non Hierarchical 15 (Retired)	1.2.840.10008.1.2.4.58		
		JPEG Lossless Hierarchical 28 (Retired)	1.2.840.10008.1.2.4.65		
		JPEG Lossless Hierarchical 29 (Retired)	1.2.840.10008.1.2.4.66		
		JPEG LS Lossless Image Compression	1.2.840.10008.1.2.4.80		
		JPEG 2000 Image Compression	1.2.840.10008.1.2.4.91		
		JPEG 2000 Image Compression Lossless Only	1.2.840.10008.1.2.4.90		
		JPEG Lossless, Non-Hierarchical, FOP (Process 14)	1.2.840.10008.1.2.4.70		
		Philips CT Private-ELE (Private)	1.3.46.670589.33.1.4.1		
		MPEG-4 AVC/H.264 High Profile / Level 4.1	1.2.840.10008.1.2.4.102		
Comprehensive SR SOP Class	1.2.840.10008.5.1.4.1.1.88.33	Implicit VR Little Endian	1.2.840.10008.1.2	SCU	None
		Explicit VR Little Endian	1.2.840.10008.1.2.1		
		Explicit VR Big Endian	1.2.840.10008.1.2.2		
		RLE Lossless	1.2.840.10008.1.2.5		
		JPEG Baseline (Process 1)	1.2.840.10008.1.2.4.50		
		JPEG Extended Process 2 And 4	1.2.840.10008.1.2.4.51		
		JPEG Lossless Non Hierarchical 14 (Retired)	1.2.840.10008.1.2.4.57		
		JPEG Lossless Non Hierarchical 15 (Retired)	1.2.840.10008.1.2.4.58		
		JPEG Lossless Hierarchical 28 (Retired)	1.2.840.10008.1.2.4.65		
		JPEG Lossless Hierarchical 29 (Retired)	1.2.840.10008.1.2.4.66		
		JPEG LS Lossless Image Compression	1.2.840.10008.1.2.4.80		
		JPEG 2000 Image Compression	1.2.840.10008.1.2.4.91		
		JPEG 2000 Image Compression Lossless Only	1.2.840.10008.1.2.4.90		
		JPEG Lossless, Non-Hierarchical, FOP (Process 14)	1.2.840.10008.1.2.4.70		
		Philips CT Private-ELE (Private)	1.3.46.670589.33.1.4.1		
		MPEG-4 AVC/H.264 High Profile / Level 4.1	1.2.840.10008.1.2.4.102		
Key Object Selection Document Storage	1.2.840.10008.5.1.4.1.1.88.59	Implicit VR Little Endian	1.2.840.10008.1.2	SCU	None
		Explicit VR Little Endian	1.2.840.10008.1.2.1		
		Explicit VR Big Endian	1.2.840.10008.1.2.2		
		RLE Lossless	1.2.840.10008.1.2.5		
		JPEG Baseline (Process 1)	1.2.840.10008.1.2.4.50		
		JPEG Extended Process 2 And 4	1.2.840.10008.1.2.4.51		
		JPEG Lossless Non Hierarchical 14 (Retired)	1.2.840.10008.1.2.4.57		
		JPEG Lossless Non Hierarchical 15 (Retired)	1.2.840.10008.1.2.4.58		
		JPEG Lossless Hierarchical 28 (Retired)	1.2.840.10008.1.2.4.65		
		JPEG Lossless Hierarchical 29 (Retired)	1.2.840.10008.1.2.4.66		
		JPEG LS Lossless Image Compression	1.2.840.10008.1.2.4.80		
		JPEG 2000 Image Compression	1.2.840.10008.1.2.4.91		
		JPEG 2000 Image Compression Lossless Only	1.2.840.10008.1.2.4.90		
		JPEG Lossless, Non-Hierarchical, FOP (Process 14)	1.2.840.10008.1.2.4.70		
		Philips CT Private-ELE (Private)	1.3.46.670589.33.1.4.1		
		MPEG-4 AVC/H.264 High Profile / Level 4.1	1.2.840.10008.1.2.4.102		

Presentation Context Table					
Abstract Syntax		Transfer Syntax		Role	Extended Negotiation
Name	UID	Name List	UID List		
Twelve lead ECG Waveform Storage	1.2.840.10008.5.1.4 .1.1.9.1.1	Implicit VR Little Endian	1.2.840.10008.1.2	SCU	None
		Explicit VR Little Endian	1.2.840.10008.1.2.1		
		Explicit VR Big Endian	1.2.840.10008.1.2.2		
		RLE Lossless	1.2.840.10008.1.2.5		
		JPEG Baseline (Process 1)	1.2.840.10008.1.2.4.50		
		JPEG Extended Process 2 And 4	1.2.840.10008.1.2.4.51		
		JPEG Lossless Non Hierarchical 14 (Retired)	1.2.840.10008.1.2.4.57		
		JPEG Lossless Non Hierarchical 15 (Retired)	1.2.840.10008.1.2.4.58		
		JPEG Lossless Hierarchical 28 (Retired)	1.2.840.10008.1.2.4.65		
		JPEG Lossless Hierarchical 29 (Retired)	1.2.840.10008.1.2.4.66		
		JPEG LS Lossless Image Compression	1.2.840.10008.1.2.4.80		
		JPEG 2000 Image Compression	1.2.840.10008.1.2.4.91		
		JPEG 2000 Image Compression Lossless Only	1.2.840.10008.1.2.4.90		
		JPEG Lossless, Non-Hierarchical, FOP (Process 14)	1.2.840.10008.1.2.4.70		
		Philips CT Private-ELE (Private)	1.3.46.670589.33.1.4.1		
		MPEG-4 AVC/H.264 High Profile / Level 4.1	1.2.840.10008.1.2.4.102		
General ECG Waveform Storage SOP Class	1.2.840.10008.5.1.4 .1.1.9.1.2	Implicit VR Little Endian	1.2.840.10008.1.2	SCU	None
		Explicit VR Little Endian	1.2.840.10008.1.2.1		
		Explicit VR Big Endian	1.2.840.10008.1.2.2		
		RLE Lossless	1.2.840.10008.1.2.5		
		JPEG Baseline (Process 1)	1.2.840.10008.1.2.4.50		
		JPEG Extended Process 2 And 4	1.2.840.10008.1.2.4.51		
		JPEG Lossless Non Hierarchical 14 (Retired)	1.2.840.10008.1.2.4.57		
		JPEG Lossless Non Hierarchical 15 (Retired)	1.2.840.10008.1.2.4.58		
		JPEG Lossless Hierarchical 28 (Retired)	1.2.840.10008.1.2.4.65		
		JPEG Lossless Hierarchical 29 (Retired)	1.2.840.10008.1.2.4.66		
		JPEG LS Lossless Image Compression	1.2.840.10008.1.2.4.80		
		JPEG 2000 Image Compression	1.2.840.10008.1.2.4.91		
		JPEG 2000 Image Compression Lossless Only	1.2.840.10008.1.2.4.90		
		JPEG Lossless, Non-Hierarchical, FOP (Process 14)	1.2.840.10008.1.2.4.70		
		Philips CT Private-ELE (Private)	1.3.46.670589.33.1.4.1		
		MPEG-4 AVC/H.264 High Profile / Level 4.1	1.2.840.10008.1.2.4.102		
Ambulatory ECG Waveform Storage	1.2.840.10008.5.1.4 .1.1.9.1.3	Implicit VR Little Endian	1.2.840.10008.1.2	SCU	None
		Explicit VR Little Endian	1.2.840.10008.1.2.1		
		Explicit VR Big Endian	1.2.840.10008.1.2.2		
		RLE Lossless	1.2.840.10008.1.2.5		
		JPEG Baseline (Process 1)	1.2.840.10008.1.2.4.50		
		JPEG Extended Process 2 And 4	1.2.840.10008.1.2.4.51		
		JPEG Lossless Non Hierarchical 14 (Retired)	1.2.840.10008.1.2.4.57		
		JPEG Lossless Non Hierarchical 15 (Retired)	1.2.840.10008.1.2.4.58		
		JPEG Lossless Hierarchical 28 (Retired)	1.2.840.10008.1.2.4.65		
		JPEG Lossless Hierarchical 29 (Retired)	1.2.840.10008.1.2.4.66		
		JPEG LS Lossless Image Compression	1.2.840.10008.1.2.4.80		
		JPEG 2000 Image Compression	1.2.840.10008.1.2.4.91		
		JPEG 2000 Image Compression Lossless Only	1.2.840.10008.1.2.4.90		
		JPEG Lossless, Non-Hierarchical, FOP (Process 14)	1.2.840.10008.1.2.4.70		

Presentation Context Table					
Abstract Syntax		Transfer Syntax		Role	Extended Negotiation
Name	UID	Name List	UID List		
Hemodynamic Waveform Storage	1.2.840.10008.5.1.4.1.1.9.2.1	Philips CT Private-ELE (Private)	1.3.46.670589.33.1.4.1	SCU	None
		MPEG-4 AVC/H.264 High Profile / Level 4.1	1.2.840.10008.1.2.4.102		
		Implicit VR Little Endian	1.2.840.10008.1.2		
		Explicit VR Little Endian	1.2.840.10008.1.2.1		
		Explicit VR Big Endian	1.2.840.10008.1.2.2		
		RLE Lossless	1.2.840.10008.1.2.5		
		JPEG Baseline (Process 1)	1.2.840.10008.1.2.4.50		
		JPEG Extended Process 2 And 4	1.2.840.10008.1.2.4.51		
		JPEG Lossless Non Hierarchical 14 (Retired)	1.2.840.10008.1.2.4.57		
		JPEG Lossless Non Hierarchical 15 (Retired)	1.2.840.10008.1.2.4.58		
		JPEG Lossless Hierarchical 28 (Retired)	1.2.840.10008.1.2.4.65		
		JPEG Lossless Hierarchical 29 (Retired)	1.2.840.10008.1.2.4.66		
		JPEG LS Lossless Image Compression	1.2.840.10008.1.2.4.80		
		JPEG 2000 Image Compression	1.2.840.10008.1.2.4.91		
		JPEG 2000 Image Compression Lossless Only	1.2.840.10008.1.2.4.90		
		JPEG Lossless, Non-Hierarchical, FOP (Process 14)	1.2.840.10008.1.2.4.70		
		Philips Private Grayscale Softcopy Presentation State Storage	1.3.46.670589.2.2.1.1		
MPEG-4 AVC/H.264 High Profile / Level 4.1	1.2.840.10008.1.2.4.102				
Implicit VR Little Endian	1.2.840.10008.1.2				
Explicit VR Little Endian	1.2.840.10008.1.2.1				
Explicit VR Big Endian	1.2.840.10008.1.2.2				
RLE Lossless	1.2.840.10008.1.2.5				
JPEG Baseline (Process 1)	1.2.840.10008.1.2.4.50				
JPEG Extended Process 2 And 4	1.2.840.10008.1.2.4.51				
JPEG Lossless Non Hierarchical 14 (Retired)	1.2.840.10008.1.2.4.57				
JPEG Lossless Non Hierarchical 15 (Retired)	1.2.840.10008.1.2.4.58				
JPEG Lossless Hierarchical 28 (Retired)	1.2.840.10008.1.2.4.65				
JPEG Lossless Hierarchical 29 (Retired)	1.2.840.10008.1.2.4.66				
JPEG LS Lossless Image Compression	1.2.840.10008.1.2.4.80				
JPEG 2000 Image Compression	1.2.840.10008.1.2.4.91				
JPEG 2000 Image Compression Lossless Only	1.2.840.10008.1.2.4.90				
JPEG Lossless, Non-Hierarchical, FOP (Process 14)	1.2.840.10008.1.2.4.70				
Philips Private X-Ray Image Storage	1.3.46.670589.2.3.1.1			Philips CT Private-ELE (Private)	1.3.46.670589.33.1.4.1
		MPEG-4 AVC/H.264 High Profile / Level 4.1	1.2.840.10008.1.2.4.102		
		Implicit VR Little Endian	1.2.840.10008.1.2		
		Explicit VR Little Endian	1.2.840.10008.1.2.1		
		Explicit VR Big Endian	1.2.840.10008.1.2.2		
		RLE Lossless	1.2.840.10008.1.2.5		
		JPEG Baseline (Process 1)	1.2.840.10008.1.2.4.50		
		JPEG Extended Process 2 And 4	1.2.840.10008.1.2.4.51		
		JPEG Lossless Non Hierarchical 14 (Retired)	1.2.840.10008.1.2.4.57		
		JPEG Lossless Non Hierarchical 15 (Retired)	1.2.840.10008.1.2.4.58		
		JPEG Lossless Hierarchical 28 (Retired)	1.2.840.10008.1.2.4.65		
		JPEG Lossless Hierarchical 29 (Retired)	1.2.840.10008.1.2.4.66		
		JPEG LS Lossless Image Compression	1.2.840.10008.1.2.4.80		
		JPEG 2000 Image Compression	1.2.840.10008.1.2.4.91		

Presentation Context Table					
Abstract Syntax		Transfer Syntax		Role	Extended Negotiation
Name	UID	Name List	UID List		
		JPEG 2000 Image Compression Lossless Only	1.2.840.10008.1.2.4.90		
		JPEG Lossless, Non-Hierarchical, FOP (Process 14)	1.2.840.10008.1.2.4.70		
		Philips CT Private-ELE (Private)	1.3.46.670589.33.1.4.1		
		MPEG-4 AVC/H.264 High Profile / Level 4.1	1.2.840.10008.1.2.4.102		
Philips Private iE33 3D NEO Presentation State Subpage Storage	1.3.46.670589.2.5.1 .1	Implicit VR Little Endian	1.2.840.10008.1.2	SCU	None
		Explicit VR Little Endian	1.2.840.10008.1.2.1		
		Explicit VR Big Endian	1.2.840.10008.1.2.2		
		RLE Lossless	1.2.840.10008.1.2.5		
		JPEG Baseline (Process 1)	1.2.840.10008.1.2.4.50		
		JPEG Extended Process 2 And 4	1.2.840.10008.1.2.4.51		
		JPEG Lossless Non Hierarchical 14 (Retired)	1.2.840.10008.1.2.4.57		
		JPEG Lossless Non Hierarchical 15 (Retired)	1.2.840.10008.1.2.4.58		
		JPEG Lossless Hierarchical 28 (Retired)	1.2.840.10008.1.2.4.65		
		JPEG Lossless Hierarchical 29 (Retired)	1.2.840.10008.1.2.4.66		
		JPEG LS Lossless Image Compression	1.2.840.10008.1.2.4.80		
		JPEG 2000 Image Compression	1.2.840.10008.1.2.4.91		
		JPEG 2000 Image Compression Lossless Only	1.2.840.10008.1.2.4.90		
		JPEG Lossless, Non-Hierarchical, FOP (Process 14)	1.2.840.10008.1.2.4.70		
		Philips CT Private-ELE (Private)	1.3.46.670589.33.1.4.1		
		MPEG-4 AVC/H.264 High Profile / Level 4.1	1.2.840.10008.1.2.4.102		

4.3.1.3.4.3. SOP Specific Conformance for Storage SOP Classes

The export process in Q-Station can be configured to remove the “native” data elements from the objects (=private data from Philips Ultrasound modalities).

QLAB 11.0 can create attributes that were not in the original received image.

The object supplier shall be responsible for the presence of DICOM UIDs.

Following remarks hold for the standard DICOM SOP Classes:

- The QLAB 11.0 can convert Transfer Syntaxes from internal to external values. So QLAB 11.0 can convert from internally JPEG compressed/uncompressed pixel data to external JPEG compressed/uncompressed pixel data.

- JPEG Lossless (NH-FOP) compresses all bits denoted by the attribute DICOM_BITS_ALLOCATED. Therefore, any overlays encoded in the pixel data are also encoded and decoded.

- In case of both source (internal) and target compressed pixel data, decompression of the source pixel data and compression to the target pixel data only takes place in the following cases:

- 1) The source and target compression formats are different; or:
- 2) The source pixel data is multi-frame without a BOT.

- The BOT in compressed pixel data is filled if:

- 1) This is explicitly configured; or:
- 2) Group length attributes are configured.

4.3.1.3.4.3.1. Dataset Specific Conformance for C-STORE-RQ

Detail regarding the Dataset Specific response behavior will be reported in this section.

This includes the dataset specific behavior, i.e. error codes, error and exception handling, time-outs, etc.

Table 63: Status Response

Service Status	Error Code	Further Meaning	Behavior
Success	0000	Successful stored	Progress of the export job is updated and connection is retained for the next store. If the store of all the SOP instances is completed then the connection is released.
Failure	A7xx	Refused: Out of Resources	Error is logged and the export job fails. Connection is released.
	A9xx	Error: Data Set does not match SOP Class	Error is logged and the export job fails. Connection is released.
	Cxxx	Error: cannot understand	Error is logged and the export job fails. Connection is released.
Warning	B000	Coercion of Data Elements	Warning is logged and the export job continues. Connection is not released.
	B007	Data Set does not match SOP Class	Warning is logged and the export job continues. Connection is not released.
	B006	Elements Discarded	Warning is logged and the export job continues. Connection is not released.

4.3.1.4. Association Acceptance Policy

The QLAB 11.0 Network AE accepts associations for the following purposes:

- To allow remote applications to verify application level communication.
- To allow remote applications to store images in the QLAB 11.0 database.

The QLAB 11.0 Network AE rejects association requests from unknown applications, i.e. applications that offer an unknown "calling AE title". An application is known if and only if it is defined per configuration of the QLAB 11.0 system. The QLAB 11.0 Network AE also rejects association requests from applications that do not address the QLAB 11.0 Network AE, i.e. that offer a wrong "called AE title". The QLAB 11.0 AE title is defined during configuration of QLAB 11.0.

The Application Entity may reject Association attempts as shown in the table below.

Table 64: Association Reject Reasons

Result	Source	Reason/Diagnosis	Behavior
1 - rejected permanent	1 - DICOM UL service-user	1 - no-reason-given	Association is not established due to any problem other than that specified for Q-Station 3.9 SCP in the rows below. (Example: Problem while decoding the DICOM stream).
		2 - application-context-name-not-supported	An application context name other than 1.2.840.10008.3.1.1.1 is requested by the SCU during association.
		3 - calling-AE-title-not-recognized	The configuration does not contain a repository having the Calling AE Title as per the association request; There is a problem in configuration (related to composing the configuration from the SCU and the SCP configuration).
		7 - called-AE-title-not-recognized	The called AE Title in the association request does not match the AE Title as per the configuration.
	2 - DICOM UL service provider (ACSE related function)	1 - no-reason-given	Not used.
		2 - protocol-version-not-supported	Not used.
	3 - DICOM UL service provider (Presentation related function)	1 - temporary-congestion	Not used.
		2 - local-limit-exceeded	Not used.
	2 - rejected-transient	1 - DICOM UL service-user	1 - no-reason-given
2 - application-context-name-not-supported			Not used.
3 - calling-AE-title-not-recognized			Not used.
7 - called-AE-title-not-recognized			Not used.
2 - DICOM UL service provider (ACSE related function)		1 - no-reason-given	Maximum number of associations is exceeded and an association request is received.
		2 - protocol-version-not-supported	Not used.
3 - DICOM UL service provider (Presentation related function)		1 - temporary-congestion	Not used.
		2 - local-limit-exceeded	Not used.

The behavior of the AE for sending an Association abort is summarized in next table.

Table 65: Association Abort Policies

Source	Reason/Diagnosis	Behavior when received	Sent when
0 - DICOM UL service-user (initiated abort)	0 - reason-not-specified	When received, the Q-Station 3.9 Network AE terminates the connection with the following log: Association ABORTED by peer (0: ABORT_SOURCE_dul_user, 0: ABORT_REASON_not_specified).	Association times out due to inactivity; Any other problem than ones specified for Q-Station 3.9 SCP in the rows below. (Examples: Problem while decoding the DICOM stream, Invalid request, Echo/Find/Move/N-Action SCP was unable to send the Response to SCU, Error writing to SCU stream).
2 - DICOM UL service-provider (initiated abort)	0 - reason-not-specified	When received, the Q-Station 3.9 Network AE terminates the connection with the following log: Association ABORTED by peer (2: ABORT_SOURCE_dul_provider, 0: ABORT_REASON_not_specified)	Import fails (Import SCP Performer returns fail status)
	1 - unrecognized-PDU	When received, the Q-Station 3.9 Network AE terminates the connection with the following log: Association ABORTED by peer (2: ABORT_SOURCE_dul_provider, 1: ABORT_REASON_unrecognized_pdu).	An unrecognized PDU type is received ⁴ .
	2 - unexpected-PDU	When received, the Q-Station 3.9 Network AE terminates the connection with the following log: Association ABORTED by peer (2: ABORT_SOURCE_dul_provider, 2: ABORT_REASON_unexpected_pdu).	The received PDU type is not expected in the current state of connection ⁵ .
	4 - unrecognized-PDU parameter	When received, the Q-Station 3.9 Network AE terminates the connection with the following log: Association ABORTED by peer (2: ABORT_SOURCE_dul_provider, 4: ABORT_REASON_unrecognized_pdu_parameter).	An unrecognized Associate PDU item is received ¹ .
	5 - unexpected-PDU parameter	When received, the Q-Station 3.9 Network AE terminates the connection with the following log: Association ABORTED by peer (2: ABORT_SOURCE_dul_provider, 5: ABORT_REASON_unexpected_pdu_parameter).	One of the Associate PDU items is received more than once ² ; One of the Associate PDU items is received unexpectedly ² .
	6 - invalid-PDU-parameter value	When received, the Q-Station 3.9 Network AE terminates the connection with the following log: Association ABORTED by peer (2: ABORT_SOURCE_dul_provider, 6: ABORT_REASON_invalid_pdu_parameter).	One of the Associate PDU items is received more than once ³ ; One of the Associate PDU items is not received ³ ; Empty Called AE Title String (space-only) is received; Empty Calling AE Title String (space-only) is received; Unknown abstract syntax is received; The length or the format of the received PDU item is invalid.

Notes:

1. Associate PDU items that are recognized:

- 0x10 APPLICATION CONTEXT
- 0x20 PRESENTATION CONTEXT (RQ)
- 0x21 PRESENTATION CONTEXT (AC)
- 0x30 ABSTRACT SYNTAX
- 0x40 TRANSFER SYNTAX
- 0x50 USER INFO
- 0x51 MAXIMUM LENGTH
- 0x52 IMPLEMENTATION CLASS UID
- 0x53 ASYNCHRONOUS OPERATIONS WINDOW
- 0x54 SCP/SCU ROLE SELECTION
- 0x55 IMPLEMENTATION VERSION NAME
- 0x56 SOP CLASS EXTENDED NEGOTIATION

2. Associate PDU items for Unexpected-PDU parameterReceived more than once:

- 0x10 APPLICATION CONTEXT (SCU, SCP)
- 0x30 ABSTRACT SYNTAX (SCU, SCP)

- 0x40 TRANSFER SYNTAX (SCU)

Received unexpectedly:

- 0x20 PRESENTATION CONTEXT (RQ) (SCU)

3. Associate PDU items for Invalid-PDU parameter value:

Received more than once (SCU, SCP):

- 0x50 USER INFO

- 0x51 MAXIMUM LENGTH

- 0x52 IMPLEMENTATION CLASS UID

- 0x53 ASYNCHRONOUS OPERATIONS WINDOW

- 0x55 IMPLEMENTATION VERSION NAME

Received illegally:

- 0x21 PRESENTATION CONTEXT (AC) (SCP)

PDU items not received:

- 0x10 APPLICATION CONTEXT (SCU, SCP)

- 0x20 PRESENTATION CONTEXT (RQ) (SCP)

- 0x21 PRESENTATION CONTEXT (AC) (SCU)

- 0x50 USER INFO (SCU, SCP)

- 0x30 ABSTRACT SYNTAX (SCU)

- 0x40 TRANSFER SYNTAX (SCU)

- 0x51 MAXIMUM LENGTH (SCU, SCP)

- 0x52 IMPLEMENTATION CLASS UID (SCU)

4. PDU types that are recognized:

- 0x01 A-ASSOCIATE-RQ

- 0x02 A-ASSOCIATE-AC

- 0x03 A-ASSOCIATE-RJ

- 0x04 P-DATA-TF

- 0x05 A-RELEASE-RQ

- 0x06 A-RELEASE-RP

- 0x07 A-ABORT

5. Expected PDU's for following states:

STATE_IDLE:

- 0x01 A-ASSOCIATE-RQ

- 0x02 A-ASSOCIATE-AC

- 0x03 A-ASSOCIATE-RJ

- 0x05 A-RELEASE-RQ

- 0x06 A-RELEASE-RP

STATE_ASSOCIATED:

- 0x01 A-ASSOCIATE-RQ

- 0x02 A-ASSOCIATE-AC

- 0x03 A-ASSOCIATE-RJ

- 0x06 A-RELEASE-RP

STATE_ASSOCIATING (SCU):

- 0x01 A-ASSOCIATE-RQ

- 0x04 P-DATA-TF

- 0x05 A-RELEASE-RQ

- 0x06 A-RELEASE-RP

STATE_RELEASING:

- 0x01 A-ASSOCIATE-RQ

- 0x02 A-ASSOCIATE-AC

- 0x03 A-ASSOCIATE-RJ

STATE_WAIT_FOR_ASSOCIATE (SCP):

- 0x02 A-ASSOCIATE-AC

- 0x03 A-ASSOCIATE-RJ
- 0x04 P-DATA-TF
- 0x05 A-RELEASE-RQ
- 0x06 A-RELEASE-RP
- 0x07 A-ABORT

STATE_WAIT_FOR_FINISH:

- 0x01 A-ASSOCIATE-RQ
- 0x02 A-ASSOCIATE-AC
- 0x03 A-ASSOCIATE-RJ
- 0x04 P-DATA-TF
- 0x05 A-RELEASE-RQ
- 0x06 A-RELEASE-RP

STATE_WAIT_FOR_DISCONNECT:

- 0x01 A-ASSOCIATE-RQ
- 0x02 A-ASSOCIATE-AC
- 0x03 A-ASSOCIATE-RJ

STATE_TIMED_OUT:

- 0x01 A-ASSOCIATE-RQ
- 0x02 A-ASSOCIATE-AC
- 0x03 A-ASSOCIATE-RJ
- 0x04 P-DATA-TF
- 0x05 A-RELEASE-RQ
- 0x06 A-RELEASE-RP
- 0x07 A-ABORT

4.3.1.4.1. (Real-World) Activity – Verification as SCP

4.3.1.4.1.1. Description and Sequencing of Activities

The QLAB 11.0 accept Associations from configured systems that wish to verify application level communication using the C-ECHO command.

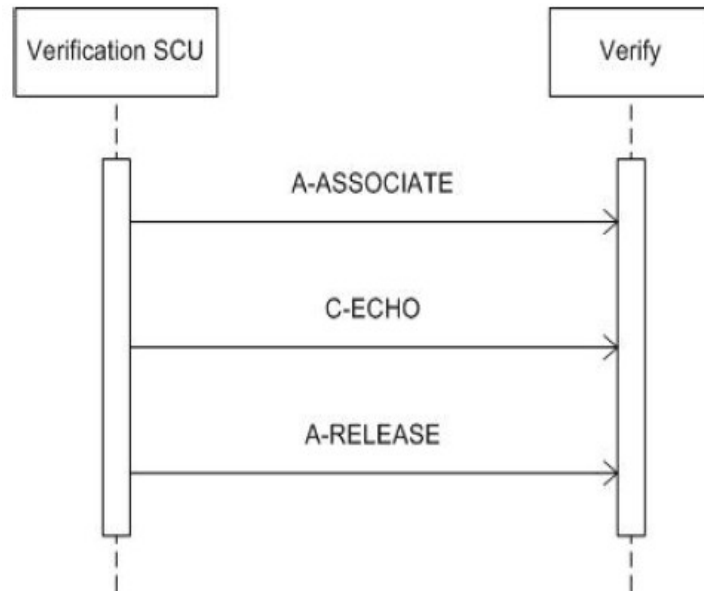


Figure 18: Data Flow Diagram – Verify

4.3.1.4.1.2. Accepted Presentation Contexts

The presentation contexts are defined in the next table.

Table 66: Acceptable Presentation Contexts for (Real-World) Activity – Verification as SCP

Presentation Context Table					
Abstract Syntax		Transfer Syntax		Role	Extended Negotiation
Name	UID	Name List	UID List		
Verification SOP Class	1.2.840.10008.1.1	Implicit VR Little Endian	1.2.840.10008.1.2	SCP	None
		Explicit VR Little Endian	1.2.840.10008.1.2.1		
		Explicit VR Big Endian	1.2.840.10008.1.2.2		
		RLE Lossless	1.2.840.10008.1.2.5		
		JPEG Baseline (Process 1)	1.2.840.10008.1.2.4.50		
		JPEG Extended Process 2 And 4	1.2.840.10008.1.2.4.51		
		JPEG Lossless Non Hierarchical 14 (Retired)	1.2.840.10008.1.2.4.57		
		JPEG Lossless Non Hierarchical 15 (Retired)	1.2.840.10008.1.2.4.58		
		JPEG Lossless Hierarchical 28 (Retired)	1.2.840.10008.1.2.4.65		
		JPEG Lossless Hierarchical 29 (Retired)	1.2.840.10008.1.2.4.66		
		JPEG LS Lossless Image Compression	1.2.840.10008.1.2.4.80		
		JPEG 2000 Image Compression	1.2.840.10008.1.2.4.91		
		JPEG 2000 Image Compression Lossless Only	1.2.840.10008.1.2.4.90		
		JPEG Lossless, Non-Hierarchical, FOP (Process 14)	1.2.840.10008.1.2.4.70		

Presentation Context Table					
Abstract Syntax		Transfer Syntax		Role	Extended Negotiation
Name	UID	Name List	UID List		
		Philips CT Private-ELE (Private)	1.3.46.670589.33.1.4.1		
		MPEG-4 AVC/H.264 High Profile / Level 4.1	1.2.840.10008.1.2.4.102		

The QLAB 11.0 accept all contexts in the intersection of the proposed and acceptable Presentation Contexts. This means that multiple proposed presentation contexts with the same SOP class but different transfer syntaxes are accepted by the QLAB 11.0 as far as those transfer syntaxes are part of the acceptable transfer syntaxes. There is no check for duplicate contexts and these are therefore accepted.

4.3.1.4.1.3. SOP Specific Conformance for Verification SOP Class

This section and sub-section include the manufacturer SOP and Dataset specific information as well the status codes and their corresponding behavior.

4.3.1.4.1.3.1. Dataset Specific Conformance for Verification C-ECHO SCP

Detail regarding the Dataset Specific response behavior will be reported in this section.

This part of the section includes the dataset specific behavior, i.e. error codes, error and exception handling, time-outs, etc.

Table 67: Status Response

Service Status	Error Code	Further Meaning	Behavior
Success	0000	Confirmation	Confirm the verification request.

4.3.1.4.2. (Real-World) Activity – Image Import

4.3.1.4.2.1. Description and Sequencing of Activities

The QLAB 11.0 accept associations from configured systems that wish to store images in its database using the C-STORE command.

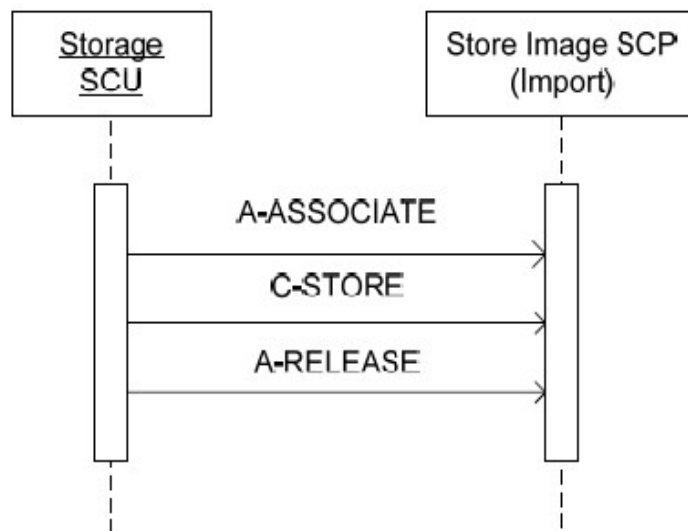


Figure 19: Data Flow Diagram – Store Image – Storage as SCP

4.3.1.4.2.2. Accepted Presentation Contexts

The presentation contexts are defined in the next table.

Table 68: Acceptable Presentation Contexts for (Real-World) Activity – Image Import

Presentation Context Table					
Abstract Syntax		Transfer Syntax		Role	Extended Negotiation
Name	UID	Name List	UID List		
Computed Radiography Image Storage SOP Class	1.2.840.10008.5.1.4 .1.1.1	Implicit VR Little Endian	1.2.840.10008.1.2	SCP	None
		Explicit VR Little Endian	1.2.840.10008.1.2.1		
		Explicit VR Big Endian	1.2.840.10008.1.2.2		
		RLE Lossless	1.2.840.10008.1.2.5		
		JPEG Baseline (Process 1)	1.2.840.10008.1.2.4.50		
		JPEG Extended Process 2 And 4	1.2.840.10008.1.2.4.51		
		JPEG Lossless Non Hierarchical 14 (Retired)	1.2.840.10008.1.2.4.57		
		JPEG Lossless Non Hierarchical 15 (Retired)	1.2.840.10008.1.2.4.58		
		JPEG Lossless Hierarchical 28 (Retired)	1.2.840.10008.1.2.4.65		
		JPEG Lossless Hierarchical 29 (Retired)	1.2.840.10008.1.2.4.66		
		JPEG LS Lossless Image Compression	1.2.840.10008.1.2.4.80		
		JPEG 2000 Image Compression	1.2.840.10008.1.2.4.91		
		JPEG 2000 Image Compression Lossless Only	1.2.840.10008.1.2.4.90		
		JPEG Lossless, Non-Hierarchical, FOP (Process 14)	1.2.840.10008.1.2.4.70		
		Philips CT Private-ELE (Private)	1.3.46.670589.33.1.4.1		
		MPEG-4 AVC/H.264 High Profile / Level 4.1	1.2.840.10008.1.2.4.102		
Digital X-Ray Image Storage - For Pres. SOP Class	1.2.840.10008.5.1.4 .1.1.1.1	Implicit VR Little Endian	1.2.840.10008.1.2	SCP	None
		Explicit VR Little Endian	1.2.840.10008.1.2.1		
		Explicit VR Big Endian	1.2.840.10008.1.2.2		
		RLE Lossless	1.2.840.10008.1.2.5		
		JPEG Baseline (Process 1)	1.2.840.10008.1.2.4.50		
		JPEG Extended Process 2 And 4	1.2.840.10008.1.2.4.51		
		JPEG Lossless Non Hierarchical 14 (Retired)	1.2.840.10008.1.2.4.57		
		JPEG Lossless Non Hierarchical 15 (Retired)	1.2.840.10008.1.2.4.58		
		JPEG Lossless Hierarchical 28 (Retired)	1.2.840.10008.1.2.4.65		
		JPEG Lossless Hierarchical 29 (Retired)	1.2.840.10008.1.2.4.66		
		JPEG LS Lossless Image Compression	1.2.840.10008.1.2.4.80		
		JPEG 2000 Image Compression	1.2.840.10008.1.2.4.91		
		JPEG 2000 Image Compression Lossless Only	1.2.840.10008.1.2.4.90		
		JPEG Lossless, Non-Hierarchical, FOP (Process 14)	1.2.840.10008.1.2.4.70		
		Philips CT Private-ELE (Private)	1.3.46.670589.33.1.4.1		
		MPEG-4 AVC/H.264 High Profile / Level 4.1	1.2.840.10008.1.2.4.102		
Digital X-Ray Image Storage - For Proc. SOP Class	1.2.840.10008.5.1.4 .1.1.1.1.1	Implicit VR Little Endian	1.2.840.10008.1.2	SCP	None
		Explicit VR Little Endian	1.2.840.10008.1.2.1		
		Explicit VR Big Endian	1.2.840.10008.1.2.2		
		RLE Lossless	1.2.840.10008.1.2.5		
		JPEG Baseline (Process 1)	1.2.840.10008.1.2.4.50		
		JPEG Extended Process 2 And 4	1.2.840.10008.1.2.4.51		
		JPEG Lossless Non Hierarchical 14 (Retired)	1.2.840.10008.1.2.4.57		
		JPEG Lossless Non Hierarchical 15 (Retired)	1.2.840.10008.1.2.4.58		
		JPEG Lossless Hierarchical 28 (Retired)	1.2.840.10008.1.2.4.65		
		JPEG Lossless Hierarchical 29 (Retired)	1.2.840.10008.1.2.4.66		

Presentation Context Table					
Abstract Syntax		Transfer Syntax		Role	Extended Negotiation
Name	UID	Name List	UID List		
		JPEG LS Lossless Image Compression	1.2.840.10008.1.2.4.80		
		JPEG 2000 Image Compression	1.2.840.10008.1.2.4.91		
		JPEG 2000 Image Compression Lossless Only	1.2.840.10008.1.2.4.90		
		JPEG Lossless, Non-Hierarchical, FOP (Process 14)	1.2.840.10008.1.2.4.70		
		Philips CT Private-ELE (Private)	1.3.46.670589.33.1.4.1		
		MPEG-4 AVC/H.264 High Profile / Level 4.1	1.2.840.10008.1.2.4.102		
Digital Mammography X-Ray Image Storage - Pres. SOP Class	1.2.840.10008.5.1.4.1.1.1.2	Implicit VR Little Endian	1.2.840.10008.1.2	SCP	None
		Explicit VR Little Endian	1.2.840.10008.1.2.1		
		Explicit VR Big Endian	1.2.840.10008.1.2.2		
		RLE Lossless	1.2.840.10008.1.2.5		
		JPEG Baseline (Process 1)	1.2.840.10008.1.2.4.50		
		JPEG Extended Process 2 And 4	1.2.840.10008.1.2.4.51		
		JPEG Lossless Non Hierarchical 14 (Retired)	1.2.840.10008.1.2.4.57		
		JPEG Lossless Non Hierarchical 15 (Retired)	1.2.840.10008.1.2.4.58		
		JPEG Lossless Hierarchical 28 (Retired)	1.2.840.10008.1.2.4.65		
		JPEG Lossless Hierarchical 29 (Retired)	1.2.840.10008.1.2.4.66		
		JPEG LS Lossless Image Compression	1.2.840.10008.1.2.4.80		
		JPEG 2000 Image Compression	1.2.840.10008.1.2.4.91		
		JPEG 2000 Image Compression Lossless Only	1.2.840.10008.1.2.4.90		
		JPEG Lossless, Non-Hierarchical, FOP (Process 14)	1.2.840.10008.1.2.4.70		
		Philips CT Private-ELE (Private)	1.3.46.670589.33.1.4.1		
		MPEG-4 AVC/H.264 High Profile / Level 4.1	1.2.840.10008.1.2.4.102		
Digital Mammography X-Ray Image Storage - Proc. SOP Class	1.2.840.10008.5.1.4.1.1.1.2.1	Implicit VR Little Endian	1.2.840.10008.1.2	SCP	None
		Explicit VR Little Endian	1.2.840.10008.1.2.1		
		Explicit VR Big Endian	1.2.840.10008.1.2.2		
		RLE Lossless	1.2.840.10008.1.2.5		
		JPEG Baseline (Process 1)	1.2.840.10008.1.2.4.50		
		JPEG Extended Process 2 And 4	1.2.840.10008.1.2.4.51		
		JPEG Lossless Non Hierarchical 14 (Retired)	1.2.840.10008.1.2.4.57		
		JPEG Lossless Non Hierarchical 15 (Retired)	1.2.840.10008.1.2.4.58		
		JPEG Lossless Hierarchical 28 (Retired)	1.2.840.10008.1.2.4.65		
		JPEG Lossless Hierarchical 29 (Retired)	1.2.840.10008.1.2.4.66		
		JPEG LS Lossless Image Compression	1.2.840.10008.1.2.4.80		
		JPEG 2000 Image Compression	1.2.840.10008.1.2.4.91		
		JPEG 2000 Image Compression Lossless Only	1.2.840.10008.1.2.4.90		
		JPEG Lossless, Non-Hierarchical, FOP (Process 14)	1.2.840.10008.1.2.4.70		
		Philips CT Private-ELE (Private)	1.3.46.670589.33.1.4.1		
		MPEG-4 AVC/H.264 High Profile / Level 4.1	1.2.840.10008.1.2.4.102		
Encapsulated PDF Storage SOP Class	1.2.840.10008.5.1.4.1.1.104.1	Implicit VR Little Endian	1.2.840.10008.1.2	SCP	None
		Explicit VR Little Endian	1.2.840.10008.1.2.1		
		Explicit VR Big Endian	1.2.840.10008.1.2.2		
		RLE Lossless	1.2.840.10008.1.2.5		
		JPEG Baseline (Process 1)	1.2.840.10008.1.2.4.50		
		JPEG Extended Process 2 And 4	1.2.840.10008.1.2.4.51		
		JPEG Lossless Non Hierarchical 14 (Retired)	1.2.840.10008.1.2.4.57		
		JPEG Lossless Non Hierarchical 15 (Retired)	1.2.840.10008.1.2.4.58		

Presentation Context Table					
Abstract Syntax		Transfer Syntax		Role	Extended Negotiation
Name	UID	Name List	UID List		
		JPEG Lossless Hierarchical 28 (Retired)	1.2.840.10008.1.2.4.65		
		JPEG Lossless Hierarchical 29 (Retired)	1.2.840.10008.1.2.4.66		
		JPEG LS Lossless Image Compression	1.2.840.10008.1.2.4.80		
		JPEG 2000 Image Compression	1.2.840.10008.1.2.4.91		
		JPEG 2000 Image Compression Lossless Only	1.2.840.10008.1.2.4.90		
		JPEG Lossless, Non-Hierarchical, FOP (Process 14)	1.2.840.10008.1.2.4.70		
		Philips CT Private-ELE (Private)	1.3.46.670589.33.1.4.1		
		MPEG-4 AVC/H.264 High Profile / Level 4.1	1.2.840.10008.1.2.4.102		
Grayscale Softcopy Presentation State Storage	1.2.840.10008.5.1.4.1.1.11.1	Implicit VR Little Endian	1.2.840.10008.1.2	SCP	None
		Explicit VR Little Endian	1.2.840.10008.1.2.1		
		Explicit VR Big Endian	1.2.840.10008.1.2.2		
		RLE Lossless	1.2.840.10008.1.2.5		
		JPEG Baseline (Process 1)	1.2.840.10008.1.2.4.50		
		JPEG Extended Process 2 And 4	1.2.840.10008.1.2.4.51		
		JPEG Lossless Non Hierarchical 14 (Retired)	1.2.840.10008.1.2.4.57		
		JPEG Lossless Non Hierarchical 15 (Retired)	1.2.840.10008.1.2.4.58		
		JPEG Lossless Hierarchical 28 (Retired)	1.2.840.10008.1.2.4.65		
		JPEG Lossless Hierarchical 29 (Retired)	1.2.840.10008.1.2.4.66		
		JPEG LS Lossless Image Compression	1.2.840.10008.1.2.4.80		
		JPEG 2000 Image Compression	1.2.840.10008.1.2.4.91		
		JPEG 2000 Image Compression Lossless Only	1.2.840.10008.1.2.4.90		
		JPEG Lossless, Non-Hierarchical, FOP (Process 14)	1.2.840.10008.1.2.4.70		
		Philips CT Private-ELE (Private)	1.3.46.670589.33.1.4.1		
		MPEG-4 AVC/H.264 High Profile / Level 4.1	1.2.840.10008.1.2.4.102		
		Color Softcopy Presentation State Storage	1.2.840.10008.5.1.4.1.1.11.2		
Explicit VR Little Endian	1.2.840.10008.1.2.1				
Explicit VR Big Endian	1.2.840.10008.1.2.2				
RLE Lossless	1.2.840.10008.1.2.5				
JPEG Baseline (Process 1)	1.2.840.10008.1.2.4.50				
JPEG Extended Process 2 And 4	1.2.840.10008.1.2.4.51				
JPEG Lossless Non Hierarchical 14 (Retired)	1.2.840.10008.1.2.4.57				
JPEG Lossless Non Hierarchical 15 (Retired)	1.2.840.10008.1.2.4.58				
JPEG Lossless Hierarchical 28 (Retired)	1.2.840.10008.1.2.4.65				
JPEG Lossless Hierarchical 29 (Retired)	1.2.840.10008.1.2.4.66				
JPEG LS Lossless Image Compression	1.2.840.10008.1.2.4.80				
JPEG 2000 Image Compression	1.2.840.10008.1.2.4.91				
JPEG 2000 Image Compression Lossless Only	1.2.840.10008.1.2.4.90				
JPEG Lossless, Non-Hierarchical, FOP (Process 14)	1.2.840.10008.1.2.4.70				
Philips CT Private-ELE (Private)	1.3.46.670589.33.1.4.1				
MPEG-4 AVC/H.264 High Profile / Level 4.1	1.2.840.10008.1.2.4.102				
Pseudo-Color Softcopy Presentation State Storage	1.2.840.10008.5.1.4.1.1.11.3			Implicit VR Little Endian	1.2.840.10008.1.2
		Explicit VR Little Endian	1.2.840.10008.1.2.1		
		Explicit VR Big Endian	1.2.840.10008.1.2.2		
		RLE Lossless	1.2.840.10008.1.2.5		
		JPEG Baseline (Process 1)	1.2.840.10008.1.2.4.50		
		JPEG Extended Process 2 And 4	1.2.840.10008.1.2.4.51		

Presentation Context Table					
Abstract Syntax		Transfer Syntax		Role	Extended Negotiation
Name	UID	Name List	UID List		
		JPEG Lossless Non Hierarchical 14 (Retired)	1.2.840.10008.1.2.4.57		
		JPEG Lossless Non Hierarchical 15 (Retired)	1.2.840.10008.1.2.4.58		
		JPEG Lossless Hierarchical 28 (Retired)	1.2.840.10008.1.2.4.65		
		JPEG Lossless Hierarchical 29 (Retired)	1.2.840.10008.1.2.4.66		
		JPEG LS Lossless Image Compression	1.2.840.10008.1.2.4.80		
		JPEG 2000 Image Compression	1.2.840.10008.1.2.4.91		
		JPEG 2000 Image Compression Lossless Only	1.2.840.10008.1.2.4.90		
		JPEG Lossless, Non-Hierarchical, FOP (Process 14)	1.2.840.10008.1.2.4.70		
		Philips CT Private-ELE (Private)	1.3.46.670589.33.1.4.1		
		MPEG-4 AVC/H.264 High Profile / Level 4.1	1.2.840.10008.1.2.4.102		
Blending Softcopy Presentation State Storage	1.2.840.10008.5.1.4 .1.1.11.4	Implicit VR Little Endian	1.2.840.10008.1.2	SCP	None
		Explicit VR Little Endian	1.2.840.10008.1.2.1		
		Explicit VR Big Endian	1.2.840.10008.1.2.2		
		RLE Lossless	1.2.840.10008.1.2.5		
		JPEG Baseline (Process 1)	1.2.840.10008.1.2.4.50		
		JPEG Extended Process 2 And 4	1.2.840.10008.1.2.4.51		
		JPEG Lossless Non Hierarchical 14 (Retired)	1.2.840.10008.1.2.4.57		
		JPEG Lossless Non Hierarchical 15 (Retired)	1.2.840.10008.1.2.4.58		
		JPEG Lossless Hierarchical 28 (Retired)	1.2.840.10008.1.2.4.65		
		JPEG Lossless Hierarchical 29 (Retired)	1.2.840.10008.1.2.4.66		
		JPEG LS Lossless Image Compression	1.2.840.10008.1.2.4.80		
		JPEG 2000 Image Compression	1.2.840.10008.1.2.4.91		
		JPEG 2000 Image Compression Lossless Only	1.2.840.10008.1.2.4.90		
		JPEG Lossless, Non-Hierarchical, FOP (Process 14)	1.2.840.10008.1.2.4.70		
		Philips CT Private-ELE (Private)	1.3.46.670589.33.1.4.1		
		MPEG-4 AVC/H.264 High Profile / Level 4.1	1.2.840.10008.1.2.4.102		
X-Ray Angiographic Image Storage SOP Class	1.2.840.10008.5.1.4 .1.1.12.1	Implicit VR Little Endian	1.2.840.10008.1.2	SCP	None
		Explicit VR Little Endian	1.2.840.10008.1.2.1		
		Explicit VR Big Endian	1.2.840.10008.1.2.2		
		RLE Lossless	1.2.840.10008.1.2.5		
		JPEG Baseline (Process 1)	1.2.840.10008.1.2.4.50		
		JPEG Extended Process 2 And 4	1.2.840.10008.1.2.4.51		
		JPEG Lossless Non Hierarchical 14 (Retired)	1.2.840.10008.1.2.4.57		
		JPEG Lossless Non Hierarchical 15 (Retired)	1.2.840.10008.1.2.4.58		
		JPEG Lossless Hierarchical 28 (Retired)	1.2.840.10008.1.2.4.65		
		JPEG Lossless Hierarchical 29 (Retired)	1.2.840.10008.1.2.4.66		
		JPEG LS Lossless Image Compression	1.2.840.10008.1.2.4.80		
		JPEG 2000 Image Compression	1.2.840.10008.1.2.4.91		
		JPEG 2000 Image Compression Lossless Only	1.2.840.10008.1.2.4.90		
		JPEG Lossless, Non-Hierarchical, FOP (Process 14)	1.2.840.10008.1.2.4.70		
		Philips CT Private-ELE (Private)	1.3.46.670589.33.1.4.1		
		MPEG-4 AVC/H.264 High Profile / Level 4.1	1.2.840.10008.1.2.4.102		
Enhanced XA Image Storage SOP Class	1.2.840.10008.5.1.4 .1.1.12.1.1	Implicit VR Little Endian	1.2.840.10008.1.2	SCP	None
		Explicit VR Little Endian	1.2.840.10008.1.2.1		
		Explicit VR Big Endian	1.2.840.10008.1.2.2		
		RLE Lossless	1.2.840.10008.1.2.5		

Presentation Context Table					
Abstract Syntax		Transfer Syntax		Role	Extended Negotiation
Name	UID	Name List	UID List		
		JPEG Baseline (Process 1)	1.2.840.10008.1.2.4.50		
		JPEG Extended Process 2 And 4	1.2.840.10008.1.2.4.51		
		JPEG Lossless Non Hierarchical 14 (Retired)	1.2.840.10008.1.2.4.57		
		JPEG Lossless Non Hierarchical 15 (Retired)	1.2.840.10008.1.2.4.58		
		JPEG Lossless Hierarchical 28 (Retired)	1.2.840.10008.1.2.4.65		
		JPEG Lossless Hierarchical 29 (Retired)	1.2.840.10008.1.2.4.66		
		JPEG LS Lossless Image Compression	1.2.840.10008.1.2.4.80		
		JPEG 2000 Image Compression	1.2.840.10008.1.2.4.91		
		JPEG 2000 Image Compression Lossless Only	1.2.840.10008.1.2.4.90		
		JPEG Lossless, Non-Hierarchical, FOP (Process 14)	1.2.840.10008.1.2.4.70		
		Philips CT Private-ELE (Private)	1.3.46.670589.33.1.4.1		
		MPEG-4 AVC/H.264 High Profile / Level 4.1	1.2.840.10008.1.2.4.102		
X-Ray Radiofluoroscopic Image Storage SOP Class	1.2.840.10008.5.1.4 .1.1.12.2	Implicit VR Little Endian	1.2.840.10008.1.2	SCP	None
		Explicit VR Little Endian	1.2.840.10008.1.2.1		
		Explicit VR Big Endian	1.2.840.10008.1.2.2		
		RLE Lossless	1.2.840.10008.1.2.5		
		JPEG Baseline (Process 1)	1.2.840.10008.1.2.4.50		
		JPEG Extended Process 2 And 4	1.2.840.10008.1.2.4.51		
		JPEG Lossless Non Hierarchical 14 (Retired)	1.2.840.10008.1.2.4.57		
		JPEG Lossless Non Hierarchical 15 (Retired)	1.2.840.10008.1.2.4.58		
		JPEG Lossless Hierarchical 28 (Retired)	1.2.840.10008.1.2.4.65		
		JPEG Lossless Hierarchical 29 (Retired)	1.2.840.10008.1.2.4.66		
		JPEG LS Lossless Image Compression	1.2.840.10008.1.2.4.80		
		JPEG 2000 Image Compression	1.2.840.10008.1.2.4.91		
		JPEG 2000 Image Compression Lossless Only	1.2.840.10008.1.2.4.90		
		JPEG Lossless, Non-Hierarchical, FOP (Process 14)	1.2.840.10008.1.2.4.70		
		Philips CT Private-ELE (Private)	1.3.46.670589.33.1.4.1		
		MPEG-4 AVC/H.264 High Profile / Level 4.1	1.2.840.10008.1.2.4.102		
		Enhanced XRF Image Storage SOP Class	1.2.840.10008.5.1.4 .1.1.12.2.1		
Explicit VR Little Endian	1.2.840.10008.1.2.1				
Explicit VR Big Endian	1.2.840.10008.1.2.2				
RLE Lossless	1.2.840.10008.1.2.5				
JPEG Baseline (Process 1)	1.2.840.10008.1.2.4.50				
JPEG Extended Process 2 And 4	1.2.840.10008.1.2.4.51				
JPEG Lossless Non Hierarchical 14 (Retired)	1.2.840.10008.1.2.4.57				
JPEG Lossless Non Hierarchical 15 (Retired)	1.2.840.10008.1.2.4.58				
JPEG Lossless Hierarchical 28 (Retired)	1.2.840.10008.1.2.4.65				
JPEG Lossless Hierarchical 29 (Retired)	1.2.840.10008.1.2.4.66				
JPEG LS Lossless Image Compression	1.2.840.10008.1.2.4.80				
JPEG 2000 Image Compression	1.2.840.10008.1.2.4.91				
JPEG 2000 Image Compression Lossless Only	1.2.840.10008.1.2.4.90				
JPEG Lossless, Non-Hierarchical, FOP (Process 14)	1.2.840.10008.1.2.4.70				
Philips CT Private-ELE (Private)	1.3.46.670589.33.1.4.1				
MPEG-4 AVC/H.264 High Profile / Level 4.1	1.2.840.10008.1.2.4.102				
	1.2.840.10008.5.1.4 .1.1.128			Implicit VR Little Endian	1.2.840.10008.1.2
		Explicit VR Little Endian	1.2.840.10008.1.2.1		

Presentation Context Table					
Abstract Syntax		Transfer Syntax		Role	Extended Negotiation
Name	UID	Name List	UID List		
Positron Emission Tomography Image Storage SOP Class		Explicit VR Big Endian	1.2.840.10008.1.2.2		
		RLE Lossless	1.2.840.10008.1.2.5		
		JPEG Baseline (Process 1)	1.2.840.10008.1.2.4.50		
		JPEG Extended Process 2 And 4	1.2.840.10008.1.2.4.51		
		JPEG Lossless Non Hierarchical 14 (Retired)	1.2.840.10008.1.2.4.57		
		JPEG Lossless Non Hierarchical 15 (Retired)	1.2.840.10008.1.2.4.58		
		JPEG Lossless Hierarchical 28 (Retired)	1.2.840.10008.1.2.4.65		
		JPEG Lossless Hierarchical 29 (Retired)	1.2.840.10008.1.2.4.66		
		JPEG LS Lossless Image Compression	1.2.840.10008.1.2.4.80		
		JPEG 2000 Image Compression	1.2.840.10008.1.2.4.91		
		JPEG 2000 Image Compression Lossless Only	1.2.840.10008.1.2.4.90		
		JPEG Lossless, Non-Hierarchical, FOP (Process 14)	1.2.840.10008.1.2.4.70		
		Philips CT Private-ELE (Private)	1.3.46.670589.33.1.4.1		
		MPEG-4 AVC/H.264 High Profile / Level 4.1	1.2.840.10008.1.2.4.102		
X-Ray 3D Angiographic Image Storage	1.2.840.10008.5.1.4 .1.1.13.1.1	Implicit VR Little Endian	1.2.840.10008.1.2	SCP	None
		Explicit VR Little Endian	1.2.840.10008.1.2.1		
		Explicit VR Big Endian	1.2.840.10008.1.2.2		
		RLE Lossless	1.2.840.10008.1.2.5		
		JPEG Baseline (Process 1)	1.2.840.10008.1.2.4.50		
		JPEG Extended Process 2 And 4	1.2.840.10008.1.2.4.51		
		JPEG Lossless Non Hierarchical 14 (Retired)	1.2.840.10008.1.2.4.57		
		JPEG Lossless Non Hierarchical 15 (Retired)	1.2.840.10008.1.2.4.58		
		JPEG Lossless Hierarchical 28 (Retired)	1.2.840.10008.1.2.4.65		
		JPEG Lossless Hierarchical 29 (Retired)	1.2.840.10008.1.2.4.66		
		JPEG LS Lossless Image Compression	1.2.840.10008.1.2.4.80		
		JPEG 2000 Image Compression	1.2.840.10008.1.2.4.91		
		JPEG 2000 Image Compression Lossless Only	1.2.840.10008.1.2.4.90		
		JPEG Lossless, Non-Hierarchical, FOP (Process 14)	1.2.840.10008.1.2.4.70		
Philips CT Private-ELE (Private)	1.3.46.670589.33.1.4.1				
MPEG-4 AVC/H.264 High Profile / Level 4.1	1.2.840.10008.1.2.4.102				
CT Image Storage SOP Class	1.2.840.10008.5.1.4 .1.1.2	Implicit VR Little Endian	1.2.840.10008.1.2	SCP	None
		Explicit VR Little Endian	1.2.840.10008.1.2.1		
		Explicit VR Big Endian	1.2.840.10008.1.2.2		
		RLE Lossless	1.2.840.10008.1.2.5		
		JPEG Baseline (Process 1)	1.2.840.10008.1.2.4.50		
		JPEG Extended Process 2 And 4	1.2.840.10008.1.2.4.51		
		JPEG Lossless Non Hierarchical 14 (Retired)	1.2.840.10008.1.2.4.57		
		JPEG Lossless Non Hierarchical 15 (Retired)	1.2.840.10008.1.2.4.58		
		JPEG Lossless Hierarchical 28 (Retired)	1.2.840.10008.1.2.4.65		
		JPEG Lossless Hierarchical 29 (Retired)	1.2.840.10008.1.2.4.66		
		JPEG LS Lossless Image Compression	1.2.840.10008.1.2.4.80		
		JPEG 2000 Image Compression	1.2.840.10008.1.2.4.91		
		JPEG 2000 Image Compression Lossless Only	1.2.840.10008.1.2.4.90		
		JPEG Lossless, Non-Hierarchical, FOP (Process 14)	1.2.840.10008.1.2.4.70		
Philips CT Private-ELE (Private)	1.3.46.670589.33.1.4.1				
MPEG-4 AVC/H.264 High Profile / Level 4.1	1.2.840.10008.1.2.4.102				

Presentation Context Table					
Abstract Syntax		Transfer Syntax		Role	Extended Negotiation
Name	UID	Name List	UID List		
Enhanced CT Image Storage SOP Class	1.2.840.10008.5.1.4 .1.1.2.1	Implicit VR Little Endian	1.2.840.10008.1.2	SCP	None
		Explicit VR Little Endian	1.2.840.10008.1.2.1		
		Explicit VR Big Endian	1.2.840.10008.1.2.2		
		RLE Lossless	1.2.840.10008.1.2.5		
		JPEG Baseline (Process 1)	1.2.840.10008.1.2.4.50		
		JPEG Extended Process 2 And 4	1.2.840.10008.1.2.4.51		
		JPEG Lossless Non Hierarchical 14 (Retired)	1.2.840.10008.1.2.4.57		
		JPEG Lossless Non Hierarchical 15 (Retired)	1.2.840.10008.1.2.4.58		
		JPEG Lossless Hierarchical 28 (Retired)	1.2.840.10008.1.2.4.65		
		JPEG Lossless Hierarchical 29 (Retired)	1.2.840.10008.1.2.4.66		
		JPEG LS Lossless Image Compression	1.2.840.10008.1.2.4.80		
		JPEG 2000 Image Compression	1.2.840.10008.1.2.4.91		
		JPEG 2000 Image Compression Lossless Only	1.2.840.10008.1.2.4.90		
		JPEG Lossless, Non-Hierarchical, FOP (Process 14)	1.2.840.10008.1.2.4.70		
		Philips CT Private-ELE (Private)	1.3.46.670589.33.1.4.1		
		MPEG-4 AVC/H.264 High Profile / Level 4.1	1.2.840.10008.1.2.4.102		
Nuclear Medicine Image Storage SOP Class	1.2.840.10008.5.1.4 .1.1.20	Implicit VR Little Endian	1.2.840.10008.1.2	SCP	None
		Explicit VR Little Endian	1.2.840.10008.1.2.1		
		Explicit VR Big Endian	1.2.840.10008.1.2.2		
		RLE Lossless	1.2.840.10008.1.2.5		
		JPEG Baseline (Process 1)	1.2.840.10008.1.2.4.50		
		JPEG Extended Process 2 And 4	1.2.840.10008.1.2.4.51		
		JPEG Lossless Non Hierarchical 14 (Retired)	1.2.840.10008.1.2.4.57		
		JPEG Lossless Non Hierarchical 15 (Retired)	1.2.840.10008.1.2.4.58		
		JPEG Lossless Hierarchical 28 (Retired)	1.2.840.10008.1.2.4.65		
		JPEG Lossless Hierarchical 29 (Retired)	1.2.840.10008.1.2.4.66		
		JPEG LS Lossless Image Compression	1.2.840.10008.1.2.4.80		
		JPEG 2000 Image Compression	1.2.840.10008.1.2.4.91		
		JPEG 2000 Image Compression Lossless Only	1.2.840.10008.1.2.4.90		
		JPEG Lossless, Non-Hierarchical, FOP (Process 14)	1.2.840.10008.1.2.4.70		
		Philips CT Private-ELE (Private)	1.3.46.670589.33.1.4.1		
		MPEG-4 AVC/H.264 High Profile / Level 4.1	1.2.840.10008.1.2.4.102		
Ultrasound Multi-frame Image Storage SOP Class	1.2.840.10008.5.1.4 .1.1.3.1	Implicit VR Little Endian	1.2.840.10008.1.2	SCP	None
		Explicit VR Little Endian	1.2.840.10008.1.2.1		
		Explicit VR Big Endian	1.2.840.10008.1.2.2		
		RLE Lossless	1.2.840.10008.1.2.5		
		JPEG Baseline (Process 1)	1.2.840.10008.1.2.4.50		
		JPEG Extended Process 2 And 4	1.2.840.10008.1.2.4.51		
		JPEG Lossless Non Hierarchical 14 (Retired)	1.2.840.10008.1.2.4.57		
		JPEG Lossless Non Hierarchical 15 (Retired)	1.2.840.10008.1.2.4.58		
		JPEG Lossless Hierarchical 28 (Retired)	1.2.840.10008.1.2.4.65		
		JPEG Lossless Hierarchical 29 (Retired)	1.2.840.10008.1.2.4.66		
		JPEG LS Lossless Image Compression	1.2.840.10008.1.2.4.80		
		JPEG 2000 Image Compression	1.2.840.10008.1.2.4.91		
		JPEG 2000 Image Compression Lossless Only	1.2.840.10008.1.2.4.90		
		JPEG Lossless, Non-Hierarchical, FOP (Process 14)	1.2.840.10008.1.2.4.70		

Presentation Context Table					
Abstract Syntax		Transfer Syntax		Role	Extended Negotiation
Name	UID	Name List	UID List		
MR Image Storage SOP Class	1.2.840.10008.5.1.4.1.1.4	Philips CT Private-ELE (Private)	1.3.46.670589.33.1.4.1	SCP	None
		MPEG-4 AVC/H.264 High Profile / Level 4.1	1.2.840.10008.1.2.4.102		
		Implicit VR Little Endian	1.2.840.10008.1.2		
		Explicit VR Little Endian	1.2.840.10008.1.2.1		
		Explicit VR Big Endian	1.2.840.10008.1.2.2		
		RLE Lossless	1.2.840.10008.1.2.5		
		JPEG Baseline (Process 1)	1.2.840.10008.1.2.4.50		
		JPEG Extended Process 2 And 4	1.2.840.10008.1.2.4.51		
		JPEG Lossless Non Hierarchical 14 (Retired)	1.2.840.10008.1.2.4.57		
		JPEG Lossless Non Hierarchical 15 (Retired)	1.2.840.10008.1.2.4.58		
		JPEG Lossless Hierarchical 28 (Retired)	1.2.840.10008.1.2.4.65		
		JPEG Lossless Hierarchical 29 (Retired)	1.2.840.10008.1.2.4.66		
		JPEG LS Lossless Image Compression	1.2.840.10008.1.2.4.80		
		JPEG 2000 Image Compression	1.2.840.10008.1.2.4.91		
		JPEG 2000 Image Compression Lossless Only	1.2.840.10008.1.2.4.90		
		JPEG Lossless, Non-Hierarchical, FOP (Process 14)	1.2.840.10008.1.2.4.70		
		Philips CT Private-ELE (Private)	1.3.46.670589.33.1.4.1		
MPEG-4 AVC/H.264 High Profile / Level 4.1	1.2.840.10008.1.2.4.102				
Enhanced MR Image Storage SOP Class	1.2.840.10008.5.1.4.1.1.4.1	Implicit VR Little Endian	1.2.840.10008.1.2	SCP	None
		Explicit VR Little Endian	1.2.840.10008.1.2.1		
		Explicit VR Big Endian	1.2.840.10008.1.2.2		
		RLE Lossless	1.2.840.10008.1.2.5		
		JPEG Baseline (Process 1)	1.2.840.10008.1.2.4.50		
		JPEG Extended Process 2 And 4	1.2.840.10008.1.2.4.51		
		JPEG Lossless Non Hierarchical 14 (Retired)	1.2.840.10008.1.2.4.57		
		JPEG Lossless Non Hierarchical 15 (Retired)	1.2.840.10008.1.2.4.58		
		JPEG Lossless Hierarchical 28 (Retired)	1.2.840.10008.1.2.4.65		
		JPEG Lossless Hierarchical 29 (Retired)	1.2.840.10008.1.2.4.66		
		JPEG LS Lossless Image Compression	1.2.840.10008.1.2.4.80		
		JPEG 2000 Image Compression	1.2.840.10008.1.2.4.91		
		JPEG 2000 Image Compression Lossless Only	1.2.840.10008.1.2.4.90		
		JPEG Lossless, Non-Hierarchical, FOP (Process 14)	1.2.840.10008.1.2.4.70		
		Philips CT Private-ELE (Private)	1.3.46.670589.33.1.4.1		
		MPEG-4 AVC/H.264 High Profile / Level 4.1	1.2.840.10008.1.2.4.102		
		MR Spectroscopy Storage SOP Class	1.2.840.10008.5.1.4.1.1.4.2		
Explicit VR Little Endian	1.2.840.10008.1.2.1				
Explicit VR Big Endian	1.2.840.10008.1.2.2				
RLE Lossless	1.2.840.10008.1.2.5				
JPEG Baseline (Process 1)	1.2.840.10008.1.2.4.50				
JPEG Extended Process 2 And 4	1.2.840.10008.1.2.4.51				
JPEG Lossless Non Hierarchical 14 (Retired)	1.2.840.10008.1.2.4.57				
JPEG Lossless Non Hierarchical 15 (Retired)	1.2.840.10008.1.2.4.58				
JPEG Lossless Hierarchical 28 (Retired)	1.2.840.10008.1.2.4.65				
JPEG Lossless Hierarchical 29 (Retired)	1.2.840.10008.1.2.4.66				
JPEG LS Lossless Image Compression	1.2.840.10008.1.2.4.80				
JPEG 2000 Image Compression	1.2.840.10008.1.2.4.91				

Presentation Context Table					
Abstract Syntax		Transfer Syntax		Role	Extended Negotiation
Name	UID	Name List	UID List		
RT Image Storage SOP Class	1.2.840.10008.5.1.4.1.1.481.1	JPEG 2000 Image Compression Lossless Only	1.2.840.10008.1.2.4.90	SCP	None
		JPEG Lossless, Non-Hierarchical, FOP (Process 14)	1.2.840.10008.1.2.4.70		
		Philips CT Private-ELE (Private)	1.3.46.670589.33.1.4.1		
		MPEG-4 AVC/H.264 High Profile / Level 4.1	1.2.840.10008.1.2.4.102		
		Implicit VR Little Endian	1.2.840.10008.1.2		
		Explicit VR Little Endian	1.2.840.10008.1.2.1		
		Explicit VR Big Endian	1.2.840.10008.1.2.2		
		RLE Lossless	1.2.840.10008.1.2.5		
		JPEG Baseline (Process 1)	1.2.840.10008.1.2.4.50		
		JPEG Extended Process 2 And 4	1.2.840.10008.1.2.4.51		
		JPEG Lossless Non Hierarchical 14 (Retired)	1.2.840.10008.1.2.4.57		
		JPEG Lossless Non Hierarchical 15 (Retired)	1.2.840.10008.1.2.4.58		
		JPEG Lossless Hierarchical 28 (Retired)	1.2.840.10008.1.2.4.65		
		JPEG Lossless Hierarchical 29 (Retired)	1.2.840.10008.1.2.4.66		
		JPEG LS Lossless Image Compression	1.2.840.10008.1.2.4.80		
		JPEG 2000 Image Compression	1.2.840.10008.1.2.4.91		
JPEG 2000 Image Compression Lossless Only	1.2.840.10008.1.2.4.90				
JPEG Lossless, Non-Hierarchical, FOP (Process 14)	1.2.840.10008.1.2.4.70				
Philips CT Private-ELE (Private)	1.3.46.670589.33.1.4.1				
MPEG-4 AVC/H.264 High Profile / Level 4.1	1.2.840.10008.1.2.4.102				
RT Dose Storage	1.2.840.10008.5.1.4.1.1.481.2	Implicit VR Little Endian	1.2.840.10008.1.2	SCP	None
		Explicit VR Little Endian	1.2.840.10008.1.2.1		
		Explicit VR Big Endian	1.2.840.10008.1.2.2		
		RLE Lossless	1.2.840.10008.1.2.5		
		JPEG Baseline (Process 1)	1.2.840.10008.1.2.4.50		
		JPEG Extended Process 2 And 4	1.2.840.10008.1.2.4.51		
		JPEG Lossless Non Hierarchical 14 (Retired)	1.2.840.10008.1.2.4.57		
		JPEG Lossless Non Hierarchical 15 (Retired)	1.2.840.10008.1.2.4.58		
		JPEG Lossless Hierarchical 28 (Retired)	1.2.840.10008.1.2.4.65		
		JPEG Lossless Hierarchical 29 (Retired)	1.2.840.10008.1.2.4.66		
		JPEG LS Lossless Image Compression	1.2.840.10008.1.2.4.80		
		JPEG 2000 Image Compression	1.2.840.10008.1.2.4.91		
		JPEG 2000 Image Compression Lossless Only	1.2.840.10008.1.2.4.90		
		JPEG Lossless, Non-Hierarchical, FOP (Process 14)	1.2.840.10008.1.2.4.70		
		Philips CT Private-ELE (Private)	1.3.46.670589.33.1.4.1		
		MPEG-4 AVC/H.264 High Profile / Level 4.1	1.2.840.10008.1.2.4.102		
RT Structure Set Storage	1.2.840.10008.5.1.4.1.1.481.3	Implicit VR Little Endian	1.2.840.10008.1.2	SCP	None
		Explicit VR Little Endian	1.2.840.10008.1.2.1		
		Explicit VR Big Endian	1.2.840.10008.1.2.2		
		RLE Lossless	1.2.840.10008.1.2.5		
		JPEG Baseline (Process 1)	1.2.840.10008.1.2.4.50		
		JPEG Extended Process 2 And 4	1.2.840.10008.1.2.4.51		
		JPEG Lossless Non Hierarchical 14 (Retired)	1.2.840.10008.1.2.4.57		
		JPEG Lossless Non Hierarchical 15 (Retired)	1.2.840.10008.1.2.4.58		
		JPEG Lossless Hierarchical 28 (Retired)	1.2.840.10008.1.2.4.65		
		JPEG Lossless Hierarchical 29 (Retired)	1.2.840.10008.1.2.4.66		
		JPEG Lossless Hierarchical 29 (Retired)	1.2.840.10008.1.2.4.66		

Presentation Context Table					
Abstract Syntax		Transfer Syntax		Role	Extended Negotiation
Name	UID	Name List	UID List		
		JPEG LS Lossless Image Compression	1.2.840.10008.1.2.4.80		
		JPEG 2000 Image Compression	1.2.840.10008.1.2.4.91		
		JPEG 2000 Image Compression Lossless Only	1.2.840.10008.1.2.4.90		
		JPEG Lossless, Non-Hierarchical, FOP (Process 14)	1.2.840.10008.1.2.4.70		
		Philips CT Private-ELE (Private)	1.3.46.670589.33.1.4.1		
		MPEG-4 AVC/H.264 High Profile / Level 4.1	1.2.840.10008.1.2.4.102		
RT Beams Treatment Record Storage	1.2.840.10008.5.1.4.1.1.481.4	Implicit VR Little Endian	1.2.840.10008.1.2	SCP	None
		Explicit VR Little Endian	1.2.840.10008.1.2.1		
		Explicit VR Big Endian	1.2.840.10008.1.2.2		
		RLE Lossless	1.2.840.10008.1.2.5		
		JPEG Baseline (Process 1)	1.2.840.10008.1.2.4.50		
		JPEG Extended Process 2 And 4	1.2.840.10008.1.2.4.51		
		JPEG Lossless Non Hierarchical 14 (Retired)	1.2.840.10008.1.2.4.57		
		JPEG Lossless Non Hierarchical 15 (Retired)	1.2.840.10008.1.2.4.58		
		JPEG Lossless Hierarchical 28 (Retired)	1.2.840.10008.1.2.4.65		
		JPEG Lossless Hierarchical 29 (Retired)	1.2.840.10008.1.2.4.66		
		JPEG LS Lossless Image Compression	1.2.840.10008.1.2.4.80		
		JPEG 2000 Image Compression	1.2.840.10008.1.2.4.91		
		JPEG 2000 Image Compression Lossless Only	1.2.840.10008.1.2.4.90		
		JPEG Lossless, Non-Hierarchical, FOP (Process 14)	1.2.840.10008.1.2.4.70		
		Philips CT Private-ELE (Private)	1.3.46.670589.33.1.4.1		
		MPEG-4 AVC/H.264 High Profile / Level 4.1	1.2.840.10008.1.2.4.102		
		RT Plan Storage	1.2.840.10008.5.1.4.1.1.481.5		
Explicit VR Little Endian	1.2.840.10008.1.2.1				
Explicit VR Big Endian	1.2.840.10008.1.2.2				
RLE Lossless	1.2.840.10008.1.2.5				
JPEG Baseline (Process 1)	1.2.840.10008.1.2.4.50				
JPEG Extended Process 2 And 4	1.2.840.10008.1.2.4.51				
JPEG Lossless Non Hierarchical 14 (Retired)	1.2.840.10008.1.2.4.57				
JPEG Lossless Non Hierarchical 15 (Retired)	1.2.840.10008.1.2.4.58				
JPEG Lossless Hierarchical 28 (Retired)	1.2.840.10008.1.2.4.65				
JPEG Lossless Hierarchical 29 (Retired)	1.2.840.10008.1.2.4.66				
JPEG LS Lossless Image Compression	1.2.840.10008.1.2.4.80				
JPEG 2000 Image Compression	1.2.840.10008.1.2.4.91				
JPEG 2000 Image Compression Lossless Only	1.2.840.10008.1.2.4.90				
JPEG Lossless, Non-Hierarchical, FOP (Process 14)	1.2.840.10008.1.2.4.70				
Philips CT Private-ELE (Private)	1.3.46.670589.33.1.4.1				
MPEG-4 AVC/H.264 High Profile / Level 4.1	1.2.840.10008.1.2.4.102				
RT Brachy Treatment Record Storage	1.2.840.10008.5.1.4.1.1.481.6			Implicit VR Little Endian	1.2.840.10008.1.2
		Explicit VR Little Endian	1.2.840.10008.1.2.1		
		Explicit VR Big Endian	1.2.840.10008.1.2.2		
		RLE Lossless	1.2.840.10008.1.2.5		
		JPEG Baseline (Process 1)	1.2.840.10008.1.2.4.50		
		JPEG Extended Process 2 And 4	1.2.840.10008.1.2.4.51		
		JPEG Lossless Non Hierarchical 14 (Retired)	1.2.840.10008.1.2.4.57		
		JPEG Lossless Non Hierarchical 15 (Retired)	1.2.840.10008.1.2.4.58		

Presentation Context Table									
Abstract Syntax		Transfer Syntax		Role	Extended Negotiation				
Name	UID	Name List	UID List						
		JPEG Lossless Hierarchical 28 (Retired)	1.2.840.10008.1.2.4.65						
		JPEG Lossless Hierarchical 29 (Retired)	1.2.840.10008.1.2.4.66						
		JPEG LS Lossless Image Compression	1.2.840.10008.1.2.4.80						
		JPEG 2000 Image Compression	1.2.840.10008.1.2.4.91						
		JPEG 2000 Image Compression Lossless Only	1.2.840.10008.1.2.4.90						
		JPEG Lossless, Non-Hierarchical, FOP (Process 14)	1.2.840.10008.1.2.4.70						
		Philips CT Private-ELE (Private)	1.3.46.670589.33.1.4.1						
		MPEG-4 AVC/H.264 High Profile / Level 4.1	1.2.840.10008.1.2.4.102						
RT Treatment Summary Record Storage	1.2.840.10008.5.1.4.1.1.481.7	Implicit VR Little Endian	1.2.840.10008.1.2	SCP	None				
		Explicit VR Little Endian	1.2.840.10008.1.2.1						
		Explicit VR Big Endian	1.2.840.10008.1.2.2						
		RLE Lossless	1.2.840.10008.1.2.5						
		JPEG Baseline (Process 1)	1.2.840.10008.1.2.4.50						
		JPEG Extended Process 2 And 4	1.2.840.10008.1.2.4.51						
		JPEG Lossless Non Hierarchical 14 (Retired)	1.2.840.10008.1.2.4.57						
		JPEG Lossless Non Hierarchical 15 (Retired)	1.2.840.10008.1.2.4.58						
		JPEG Lossless Hierarchical 28 (Retired)	1.2.840.10008.1.2.4.65						
		JPEG Lossless Hierarchical 29 (Retired)	1.2.840.10008.1.2.4.66						
		JPEG LS Lossless Image Compression	1.2.840.10008.1.2.4.80						
		JPEG 2000 Image Compression	1.2.840.10008.1.2.4.91						
		JPEG 2000 Image Compression Lossless Only	1.2.840.10008.1.2.4.90						
		JPEG Lossless, Non-Hierarchical, FOP (Process 14)	1.2.840.10008.1.2.4.70						
		Philips CT Private-ELE (Private)	1.3.46.670589.33.1.4.1						
		MPEG-4 AVC/H.264 High Profile / Level 4.1	1.2.840.10008.1.2.4.102						
		Ultrasound Image Storage SOP Class	1.2.840.10008.5.1.4.1.1.6.1			Implicit VR Little Endian	1.2.840.10008.1.2	SCP	None
						Explicit VR Little Endian	1.2.840.10008.1.2.1		
						Explicit VR Big Endian	1.2.840.10008.1.2.2		
RLE Lossless	1.2.840.10008.1.2.5								
JPEG Baseline (Process 1)	1.2.840.10008.1.2.4.50								
JPEG Extended Process 2 And 4	1.2.840.10008.1.2.4.51								
JPEG Lossless Non Hierarchical 14 (Retired)	1.2.840.10008.1.2.4.57								
JPEG Lossless Non Hierarchical 15 (Retired)	1.2.840.10008.1.2.4.58								
JPEG Lossless Hierarchical 28 (Retired)	1.2.840.10008.1.2.4.65								
JPEG Lossless Hierarchical 29 (Retired)	1.2.840.10008.1.2.4.66								
JPEG LS Lossless Image Compression	1.2.840.10008.1.2.4.80								
JPEG 2000 Image Compression	1.2.840.10008.1.2.4.91								
JPEG 2000 Image Compression Lossless Only	1.2.840.10008.1.2.4.90								
JPEG Lossless, Non-Hierarchical, FOP (Process 14)	1.2.840.10008.1.2.4.70								
Philips CT Private-ELE (Private)	1.3.46.670589.33.1.4.1								
MPEG-4 AVC/H.264 High Profile / Level 4.1	1.2.840.10008.1.2.4.102								
Enhanced US Volume Storage	1.2.840.10008.5.1.4.1.1.6.2			Implicit VR Little Endian	1.2.840.10008.1.2	SCP	None		
				Explicit VR Little Endian	1.2.840.10008.1.2.1				
				Explicit VR Big Endian	1.2.840.10008.1.2.2				
		RLE Lossless	1.2.840.10008.1.2.5						
		JPEG Baseline (Process 1)	1.2.840.10008.1.2.4.50						
		JPEG Extended Process 2 And 4	1.2.840.10008.1.2.4.51						

Presentation Context Table					
Abstract Syntax		Transfer Syntax		Role	Extended Negotiation
Name	UID	Name List	UID List		
		JPEG Lossless Non Hierarchical 14 (Retired)	1.2.840.10008.1.2.4.57		
		JPEG Lossless Non Hierarchical 15 (Retired)	1.2.840.10008.1.2.4.58		
		JPEG Lossless Hierarchical 28 (Retired)	1.2.840.10008.1.2.4.65		
		JPEG Lossless Hierarchical 29 (Retired)	1.2.840.10008.1.2.4.66		
		JPEG LS Lossless Image Compression	1.2.840.10008.1.2.4.80		
		JPEG 2000 Image Compression	1.2.840.10008.1.2.4.91		
		JPEG 2000 Image Compression Lossless Only	1.2.840.10008.1.2.4.90		
		JPEG Lossless, Non-Hierarchical, FOP (Process 14)	1.2.840.10008.1.2.4.70		
		Philips CT Private-ELE (Private)	1.3.46.670589.33.1.4.1		
		MPEG-4 AVC/H.264 High Profile / Level 4.1	1.2.840.10008.1.2.4.102		
Raw Data Storage	1.2.840.10008.5.1.4 .1.1.66	Implicit VR Little Endian	1.2.840.10008.1.2	SCP	None
		Explicit VR Little Endian	1.2.840.10008.1.2.1		
		Explicit VR Big Endian	1.2.840.10008.1.2.2		
		RLE Lossless	1.2.840.10008.1.2.5		
		JPEG Baseline (Process 1)	1.2.840.10008.1.2.4.50		
		JPEG Extended Process 2 And 4	1.2.840.10008.1.2.4.51		
		JPEG Lossless Non Hierarchical 14 (Retired)	1.2.840.10008.1.2.4.57		
		JPEG Lossless Non Hierarchical 15 (Retired)	1.2.840.10008.1.2.4.58		
		JPEG Lossless Hierarchical 28 (Retired)	1.2.840.10008.1.2.4.65		
		JPEG Lossless Hierarchical 29 (Retired)	1.2.840.10008.1.2.4.66		
		JPEG LS Lossless Image Compression	1.2.840.10008.1.2.4.80		
		JPEG 2000 Image Compression	1.2.840.10008.1.2.4.91		
		JPEG 2000 Image Compression Lossless Only	1.2.840.10008.1.2.4.90		
		JPEG Lossless, Non-Hierarchical, FOP (Process 14)	1.2.840.10008.1.2.4.70		
		Philips CT Private-ELE (Private)	1.3.46.670589.33.1.4.1		
		MPEG-4 AVC/H.264 High Profile / Level 4.1	1.2.840.10008.1.2.4.102		
Spatial Registration Storage	1.2.840.10008.5.1.4 .1.1.66.1	Implicit VR Little Endian	1.2.840.10008.1.2	SCP	None
		Explicit VR Little Endian	1.2.840.10008.1.2.1		
		Explicit VR Big Endian	1.2.840.10008.1.2.2		
		RLE Lossless	1.2.840.10008.1.2.5		
		JPEG Baseline (Process 1)	1.2.840.10008.1.2.4.50		
		JPEG Extended Process 2 And 4	1.2.840.10008.1.2.4.51		
		JPEG Lossless Non Hierarchical 14 (Retired)	1.2.840.10008.1.2.4.57		
		JPEG Lossless Non Hierarchical 15 (Retired)	1.2.840.10008.1.2.4.58		
		JPEG Lossless Hierarchical 28 (Retired)	1.2.840.10008.1.2.4.65		
		JPEG Lossless Hierarchical 29 (Retired)	1.2.840.10008.1.2.4.66		
		JPEG LS Lossless Image Compression	1.2.840.10008.1.2.4.80		
		JPEG 2000 Image Compression	1.2.840.10008.1.2.4.91		
		JPEG 2000 Image Compression Lossless Only	1.2.840.10008.1.2.4.90		
		JPEG Lossless, Non-Hierarchical, FOP (Process 14)	1.2.840.10008.1.2.4.70		
		Philips CT Private-ELE (Private)	1.3.46.670589.33.1.4.1		
		MPEG-4 AVC/H.264 High Profile / Level 4.1	1.2.840.10008.1.2.4.102		
Segmentation Storage	1.2.840.10008.5.1.4 .1.1.66.4	Implicit VR Little Endian	1.2.840.10008.1.2	SCP	None
		Explicit VR Little Endian	1.2.840.10008.1.2.1		
		Explicit VR Big Endian	1.2.840.10008.1.2.2		
		RLE Lossless	1.2.840.10008.1.2.5		

Presentation Context Table					
Abstract Syntax		Transfer Syntax		Role	Extended Negotiation
Name	UID	Name List	UID List		
		JPEG Baseline (Process 1)	1.2.840.10008.1.2.4.50		
		JPEG Extended Process 2 And 4	1.2.840.10008.1.2.4.51		
		JPEG Lossless Non Hierarchical 14 (Retired)	1.2.840.10008.1.2.4.57		
		JPEG Lossless Non Hierarchical 15 (Retired)	1.2.840.10008.1.2.4.58		
		JPEG Lossless Hierarchical 28 (Retired)	1.2.840.10008.1.2.4.65		
		JPEG Lossless Hierarchical 29 (Retired)	1.2.840.10008.1.2.4.66		
		JPEG LS Lossless Image Compression	1.2.840.10008.1.2.4.80		
		JPEG 2000 Image Compression	1.2.840.10008.1.2.4.91		
		JPEG 2000 Image Compression Lossless Only	1.2.840.10008.1.2.4.90		
		JPEG Lossless, Non-Hierarchical, FOP (Process 14)	1.2.840.10008.1.2.4.70		
		Philips CT Private-ELE (Private)	1.3.46.670589.33.1.4.1		
		MPEG-4 AVC/H.264 High Profile / Level 4.1	1.2.840.10008.1.2.4.102		
Secondary Capture Image Storage SOP Class	1.2.840.10008.5.1.4.1.1.7	Implicit VR Little Endian	1.2.840.10008.1.2	SCP	None
		Explicit VR Little Endian	1.2.840.10008.1.2.1		
		Explicit VR Big Endian	1.2.840.10008.1.2.2		
		RLE Lossless	1.2.840.10008.1.2.5		
		JPEG Baseline (Process 1)	1.2.840.10008.1.2.4.50		
		JPEG Extended Process 2 And 4	1.2.840.10008.1.2.4.51		
		JPEG Lossless Non Hierarchical 14 (Retired)	1.2.840.10008.1.2.4.57		
		JPEG Lossless Non Hierarchical 15 (Retired)	1.2.840.10008.1.2.4.58		
		JPEG Lossless Hierarchical 28 (Retired)	1.2.840.10008.1.2.4.65		
		JPEG Lossless Hierarchical 29 (Retired)	1.2.840.10008.1.2.4.66		
		JPEG LS Lossless Image Compression	1.2.840.10008.1.2.4.80		
		JPEG 2000 Image Compression	1.2.840.10008.1.2.4.91		
		JPEG 2000 Image Compression Lossless Only	1.2.840.10008.1.2.4.90		
		JPEG Lossless, Non-Hierarchical, FOP (Process 14)	1.2.840.10008.1.2.4.70		
		Philips CT Private-ELE (Private)	1.3.46.670589.33.1.4.1		
		MPEG-4 AVC/H.264 High Profile / Level 4.1	1.2.840.10008.1.2.4.102		
Multiframe Single Bit Secondary Capture Image Storage	1.2.840.10008.5.1.4.1.1.7.1	Implicit VR Little Endian	1.2.840.10008.1.2	SCP	None
		Explicit VR Little Endian	1.2.840.10008.1.2.1		
		Explicit VR Big Endian	1.2.840.10008.1.2.2		
		RLE Lossless	1.2.840.10008.1.2.5		
		JPEG Baseline (Process 1)	1.2.840.10008.1.2.4.50		
		JPEG Extended Process 2 And 4	1.2.840.10008.1.2.4.51		
		JPEG Lossless Non Hierarchical 14 (Retired)	1.2.840.10008.1.2.4.57		
		JPEG Lossless Non Hierarchical 15 (Retired)	1.2.840.10008.1.2.4.58		
		JPEG Lossless Hierarchical 28 (Retired)	1.2.840.10008.1.2.4.65		
		JPEG Lossless Hierarchical 29 (Retired)	1.2.840.10008.1.2.4.66		
		JPEG LS Lossless Image Compression	1.2.840.10008.1.2.4.80		
		JPEG 2000 Image Compression	1.2.840.10008.1.2.4.91		
		JPEG 2000 Image Compression Lossless Only	1.2.840.10008.1.2.4.90		
		JPEG Lossless, Non-Hierarchical, FOP (Process 14)	1.2.840.10008.1.2.4.70		
		Philips CT Private-ELE (Private)	1.3.46.670589.33.1.4.1		
		MPEG-4 AVC/H.264 High Profile / Level 4.1	1.2.840.10008.1.2.4.102		
Multiframe Grayscale Byte	1.2.840.10008.5.1.4.1.1.7.2	Implicit VR Little Endian	1.2.840.10008.1.2	SCP	None
		Explicit VR Little Endian	1.2.840.10008.1.2.1		

Presentation Context Table					
Abstract Syntax		Transfer Syntax		Role	Extended Negotiation
Name	UID	Name List	UID List		
Secondary Capture Image Storage		Explicit VR Big Endian	1.2.840.10008.1.2.2		
		RLE Lossless	1.2.840.10008.1.2.5		
		JPEG Baseline (Process 1)	1.2.840.10008.1.2.4.50		
		JPEG Extended Process 2 And 4	1.2.840.10008.1.2.4.51		
		JPEG Lossless Non Hierarchical 14 (Retired)	1.2.840.10008.1.2.4.57		
		JPEG Lossless Non Hierarchical 15 (Retired)	1.2.840.10008.1.2.4.58		
		JPEG Lossless Hierarchical 28 (Retired)	1.2.840.10008.1.2.4.65		
		JPEG Lossless Hierarchical 29 (Retired)	1.2.840.10008.1.2.4.66		
		JPEG LS Lossless Image Compression	1.2.840.10008.1.2.4.80		
		JPEG 2000 Image Compression	1.2.840.10008.1.2.4.91		
		JPEG 2000 Image Compression Lossless Only	1.2.840.10008.1.2.4.90		
		JPEG Lossless, Non-Hierarchical, FOP (Process 14)	1.2.840.10008.1.2.4.70		
		Philips CT Private-ELE (Private)	1.3.46.670589.33.1.4.1		
		MPEG-4 AVC/H.264 High Profile / Level 4.1	1.2.840.10008.1.2.4.102		
Multiframe Grayscale Word Secondary Capture Image Storage	1.2.840.10008.5.1.4 .1.1.7.3	Implicit VR Little Endian	1.2.840.10008.1.2	SCP	None
		Explicit VR Little Endian	1.2.840.10008.1.2.1		
		Explicit VR Big Endian	1.2.840.10008.1.2.2		
		RLE Lossless	1.2.840.10008.1.2.5		
		JPEG Baseline (Process 1)	1.2.840.10008.1.2.4.50		
		JPEG Extended Process 2 And 4	1.2.840.10008.1.2.4.51		
		JPEG Lossless Non Hierarchical 14 (Retired)	1.2.840.10008.1.2.4.57		
		JPEG Lossless Non Hierarchical 15 (Retired)	1.2.840.10008.1.2.4.58		
		JPEG Lossless Hierarchical 28 (Retired)	1.2.840.10008.1.2.4.65		
		JPEG Lossless Hierarchical 29 (Retired)	1.2.840.10008.1.2.4.66		
		JPEG LS Lossless Image Compression	1.2.840.10008.1.2.4.80		
		JPEG 2000 Image Compression	1.2.840.10008.1.2.4.91		
		JPEG 2000 Image Compression Lossless Only	1.2.840.10008.1.2.4.90		
		JPEG Lossless, Non-Hierarchical, FOP (Process 14)	1.2.840.10008.1.2.4.70		
Philips CT Private-ELE (Private)	1.3.46.670589.33.1.4.1				
MPEG-4 AVC/H.264 High Profile / Level 4.1	1.2.840.10008.1.2.4.102				
Multiframe True Color Secondary Capture Image Storage	1.2.840.10008.5.1.4 .1.1.7.4	Implicit VR Little Endian	1.2.840.10008.1.2	SCP	None
		Explicit VR Little Endian	1.2.840.10008.1.2.1		
		Explicit VR Big Endian	1.2.840.10008.1.2.2		
		RLE Lossless	1.2.840.10008.1.2.5		
		JPEG Baseline (Process 1)	1.2.840.10008.1.2.4.50		
		JPEG Extended Process 2 And 4	1.2.840.10008.1.2.4.51		
		JPEG Lossless Non Hierarchical 14 (Retired)	1.2.840.10008.1.2.4.57		
		JPEG Lossless Non Hierarchical 15 (Retired)	1.2.840.10008.1.2.4.58		
		JPEG Lossless Hierarchical 28 (Retired)	1.2.840.10008.1.2.4.65		
		JPEG Lossless Hierarchical 29 (Retired)	1.2.840.10008.1.2.4.66		
		JPEG LS Lossless Image Compression	1.2.840.10008.1.2.4.80		
		JPEG 2000 Image Compression	1.2.840.10008.1.2.4.91		
		JPEG 2000 Image Compression Lossless Only	1.2.840.10008.1.2.4.90		
		JPEG Lossless, Non-Hierarchical, FOP (Process 14)	1.2.840.10008.1.2.4.70		
Philips CT Private-ELE (Private)	1.3.46.670589.33.1.4.1				
MPEG-4 AVC/H.264 High Profile / Level 4.1	1.2.840.10008.1.2.4.102				

Presentation Context Table					
Abstract Syntax		Transfer Syntax		Role	Extended Negotiation
Name	UID	Name List	UID List		
Basic Text SR SOP Class	1.2.840.10008.5.1.4.1.1.88.11	Implicit VR Little Endian	1.2.840.10008.1.2	SCP	None
		Explicit VR Little Endian	1.2.840.10008.1.2.1		
		Explicit VR Big Endian	1.2.840.10008.1.2.2		
		RLE Lossless	1.2.840.10008.1.2.5		
		JPEG Baseline (Process 1)	1.2.840.10008.1.2.4.50		
		JPEG Extended Process 2 And 4	1.2.840.10008.1.2.4.51		
		JPEG Lossless Non Hierarchical 14 (Retired)	1.2.840.10008.1.2.4.57		
		JPEG Lossless Non Hierarchical 15 (Retired)	1.2.840.10008.1.2.4.58		
		JPEG Lossless Hierarchical 28 (Retired)	1.2.840.10008.1.2.4.65		
		JPEG Lossless Hierarchical 29 (Retired)	1.2.840.10008.1.2.4.66		
		JPEG LS Lossless Image Compression	1.2.840.10008.1.2.4.80		
		JPEG 2000 Image Compression	1.2.840.10008.1.2.4.91		
		JPEG 2000 Image Compression Lossless Only	1.2.840.10008.1.2.4.90		
		JPEG Lossless, Non-Hierarchical, FOP (Process 14)	1.2.840.10008.1.2.4.70		
		Philips CT Private-ELE (Private)	1.3.46.670589.33.1.4.1		
		MPEG-4 AVC/H.264 High Profile / Level 4.1	1.2.840.10008.1.2.4.102		
Enhanced SR SOP Class	1.2.840.10008.5.1.4.1.1.88.22	Implicit VR Little Endian	1.2.840.10008.1.2	SCP	None
		Explicit VR Little Endian	1.2.840.10008.1.2.1		
		Explicit VR Big Endian	1.2.840.10008.1.2.2		
		RLE Lossless	1.2.840.10008.1.2.5		
		JPEG Baseline (Process 1)	1.2.840.10008.1.2.4.50		
		JPEG Extended Process 2 And 4	1.2.840.10008.1.2.4.51		
		JPEG Lossless Non Hierarchical 14 (Retired)	1.2.840.10008.1.2.4.57		
		JPEG Lossless Non Hierarchical 15 (Retired)	1.2.840.10008.1.2.4.58		
		JPEG Lossless Hierarchical 28 (Retired)	1.2.840.10008.1.2.4.65		
		JPEG Lossless Hierarchical 29 (Retired)	1.2.840.10008.1.2.4.66		
		JPEG LS Lossless Image Compression	1.2.840.10008.1.2.4.80		
		JPEG 2000 Image Compression	1.2.840.10008.1.2.4.91		
		JPEG 2000 Image Compression Lossless Only	1.2.840.10008.1.2.4.90		
		JPEG Lossless, Non-Hierarchical, FOP (Process 14)	1.2.840.10008.1.2.4.70		
		Philips CT Private-ELE (Private)	1.3.46.670589.33.1.4.1		
		MPEG-4 AVC/H.264 High Profile / Level 4.1	1.2.840.10008.1.2.4.102		
Comprehensive SR SOP Class	1.2.840.10008.5.1.4.1.1.88.33	Implicit VR Little Endian	1.2.840.10008.1.2	SCP	None
		Explicit VR Little Endian	1.2.840.10008.1.2.1		
		Explicit VR Big Endian	1.2.840.10008.1.2.2		
		RLE Lossless	1.2.840.10008.1.2.5		
		JPEG Baseline (Process 1)	1.2.840.10008.1.2.4.50		
		JPEG Extended Process 2 And 4	1.2.840.10008.1.2.4.51		
		JPEG Lossless Non Hierarchical 14 (Retired)	1.2.840.10008.1.2.4.57		
		JPEG Lossless Non Hierarchical 15 (Retired)	1.2.840.10008.1.2.4.58		
		JPEG Lossless Hierarchical 28 (Retired)	1.2.840.10008.1.2.4.65		
		JPEG Lossless Hierarchical 29 (Retired)	1.2.840.10008.1.2.4.66		
		JPEG LS Lossless Image Compression	1.2.840.10008.1.2.4.80		
		JPEG 2000 Image Compression	1.2.840.10008.1.2.4.91		
		JPEG 2000 Image Compression Lossless Only	1.2.840.10008.1.2.4.90		
		JPEG Lossless, Non-Hierarchical, FOP (Process 14)	1.2.840.10008.1.2.4.70		

Presentation Context Table					
Abstract Syntax		Transfer Syntax		Role	Extended Negotiation
Name	UID	Name List	UID List		
Key Object Selection Document Storage	1.2.840.10008.5.1.4 .1.1.88.59	Philips CT Private-ELE (Private)	1.3.46.670589.33.1.4.1	SCP	None
		MPEG-4 AVC/H.264 High Profile / Level 4.1	1.2.840.10008.1.2.4.102		
		Implicit VR Little Endian	1.2.840.10008.1.2		
		Explicit VR Little Endian	1.2.840.10008.1.2.1		
		Explicit VR Big Endian	1.2.840.10008.1.2.2		
		RLE Lossless	1.2.840.10008.1.2.5		
		JPEG Baseline (Process 1)	1.2.840.10008.1.2.4.50		
		JPEG Extended Process 2 And 4	1.2.840.10008.1.2.4.51		
		JPEG Lossless Non Hierarchical 14 (Retired)	1.2.840.10008.1.2.4.57		
		JPEG Lossless Non Hierarchical 15 (Retired)	1.2.840.10008.1.2.4.58		
		JPEG Lossless Hierarchical 28 (Retired)	1.2.840.10008.1.2.4.65		
		JPEG Lossless Hierarchical 29 (Retired)	1.2.840.10008.1.2.4.66		
		JPEG LS Lossless Image Compression	1.2.840.10008.1.2.4.80		
		JPEG 2000 Image Compression	1.2.840.10008.1.2.4.91		
		JPEG 2000 Image Compression Lossless Only	1.2.840.10008.1.2.4.90		
		JPEG Lossless, Non-Hierarchical, FOP (Process 14)	1.2.840.10008.1.2.4.70		
Twelve lead ECG Waveform Storage	1.2.840.10008.5.1.4 .1.1.9.1.1	Philips CT Private-ELE (Private)	1.3.46.670589.33.1.4.1	SCP	None
		MPEG-4 AVC/H.264 High Profile / Level 4.1	1.2.840.10008.1.2.4.102		
		Implicit VR Little Endian	1.2.840.10008.1.2		
		Explicit VR Little Endian	1.2.840.10008.1.2.1		
		Explicit VR Big Endian	1.2.840.10008.1.2.2		
		RLE Lossless	1.2.840.10008.1.2.5		
		JPEG Baseline (Process 1)	1.2.840.10008.1.2.4.50		
		JPEG Extended Process 2 And 4	1.2.840.10008.1.2.4.51		
		JPEG Lossless Non Hierarchical 14 (Retired)	1.2.840.10008.1.2.4.57		
		JPEG Lossless Non Hierarchical 15 (Retired)	1.2.840.10008.1.2.4.58		
		JPEG Lossless Hierarchical 28 (Retired)	1.2.840.10008.1.2.4.65		
		JPEG Lossless Hierarchical 29 (Retired)	1.2.840.10008.1.2.4.66		
		JPEG LS Lossless Image Compression	1.2.840.10008.1.2.4.80		
		JPEG 2000 Image Compression	1.2.840.10008.1.2.4.91		
		JPEG 2000 Image Compression Lossless Only	1.2.840.10008.1.2.4.90		
		JPEG Lossless, Non-Hierarchical, FOP (Process 14)	1.2.840.10008.1.2.4.70		
General ECG Waveform Storage SOP Class	1.2.840.10008.5.1.4 .1.1.9.1.2	Philips CT Private-ELE (Private)	1.3.46.670589.33.1.4.1	SCP	None
		MPEG-4 AVC/H.264 High Profile / Level 4.1	1.2.840.10008.1.2.4.102		
		Implicit VR Little Endian	1.2.840.10008.1.2		
		Explicit VR Little Endian	1.2.840.10008.1.2.1		
		Explicit VR Big Endian	1.2.840.10008.1.2.2		
		RLE Lossless	1.2.840.10008.1.2.5		
		JPEG Baseline (Process 1)	1.2.840.10008.1.2.4.50		
		JPEG Extended Process 2 And 4	1.2.840.10008.1.2.4.51		
		JPEG Lossless Non Hierarchical 14 (Retired)	1.2.840.10008.1.2.4.57		
		JPEG Lossless Non Hierarchical 15 (Retired)	1.2.840.10008.1.2.4.58		
		JPEG Lossless Hierarchical 28 (Retired)	1.2.840.10008.1.2.4.65		
		JPEG Lossless Hierarchical 29 (Retired)	1.2.840.10008.1.2.4.66		
		JPEG LS Lossless Image Compression	1.2.840.10008.1.2.4.80		
		JPEG 2000 Image Compression	1.2.840.10008.1.2.4.91		

Presentation Context Table					
Abstract Syntax		Transfer Syntax		Role	Extended Negotiation
Name	UID	Name List	UID List		
		JPEG 2000 Image Compression Lossless Only	1.2.840.10008.1.2.4.90		
		JPEG Lossless, Non-Hierarchical, FOP (Process 14)	1.2.840.10008.1.2.4.70		
		Philips CT Private-ELE (Private)	1.3.46.670589.33.1.4.1		
		MPEG-4 AVC/H.264 High Profile / Level 4.1	1.2.840.10008.1.2.4.102		
Ambulatory ECG Waveform Storage	1.2.840.10008.5.1.4.1.1.9.1.3	Implicit VR Little Endian	1.2.840.10008.1.2	SCP	None
		Explicit VR Little Endian	1.2.840.10008.1.2.1		
		Explicit VR Big Endian	1.2.840.10008.1.2.2		
		RLE Lossless	1.2.840.10008.1.2.5		
		JPEG Baseline (Process 1)	1.2.840.10008.1.2.4.50		
		JPEG Extended Process 2 And 4	1.2.840.10008.1.2.4.51		
		JPEG Lossless Non Hierarchical 14 (Retired)	1.2.840.10008.1.2.4.57		
		JPEG Lossless Non Hierarchical 15 (Retired)	1.2.840.10008.1.2.4.58		
		JPEG Lossless Hierarchical 28 (Retired)	1.2.840.10008.1.2.4.65		
		JPEG Lossless Hierarchical 29 (Retired)	1.2.840.10008.1.2.4.66		
		JPEG LS Lossless Image Compression	1.2.840.10008.1.2.4.80		
		JPEG 2000 Image Compression	1.2.840.10008.1.2.4.91		
		JPEG 2000 Image Compression Lossless Only	1.2.840.10008.1.2.4.90		
		JPEG Lossless, Non-Hierarchical, FOP (Process 14)	1.2.840.10008.1.2.4.70		
		Philips CT Private-ELE (Private)	1.3.46.670589.33.1.4.1		
		MPEG-4 AVC/H.264 High Profile / Level 4.1	1.2.840.10008.1.2.4.102		
Hemodynamic Waveform Storage	1.2.840.10008.5.1.4.1.1.9.2.1	Implicit VR Little Endian	1.2.840.10008.1.2	SCP	None
		Explicit VR Little Endian	1.2.840.10008.1.2.1		
		Explicit VR Big Endian	1.2.840.10008.1.2.2		
		RLE Lossless	1.2.840.10008.1.2.5		
		JPEG Baseline (Process 1)	1.2.840.10008.1.2.4.50		
		JPEG Extended Process 2 And 4	1.2.840.10008.1.2.4.51		
		JPEG Lossless Non Hierarchical 14 (Retired)	1.2.840.10008.1.2.4.57		
		JPEG Lossless Non Hierarchical 15 (Retired)	1.2.840.10008.1.2.4.58		
		JPEG Lossless Hierarchical 28 (Retired)	1.2.840.10008.1.2.4.65		
		JPEG Lossless Hierarchical 29 (Retired)	1.2.840.10008.1.2.4.66		
		JPEG LS Lossless Image Compression	1.2.840.10008.1.2.4.80		
		JPEG 2000 Image Compression	1.2.840.10008.1.2.4.91		
		JPEG 2000 Image Compression Lossless Only	1.2.840.10008.1.2.4.90		
		JPEG Lossless, Non-Hierarchical, FOP (Process 14)	1.2.840.10008.1.2.4.70		
		Philips CT Private-ELE (Private)	1.3.46.670589.33.1.4.1		
		MPEG-4 AVC/H.264 High Profile / Level 4.1	1.2.840.10008.1.2.4.102		
Philips Private Grayscale Softcopy Presentation State Storage	1.3.46.670589.2.2.1.1	Implicit VR Little Endian	1.2.840.10008.1.2	SCP	None
		Explicit VR Little Endian	1.2.840.10008.1.2.1		
		Explicit VR Big Endian	1.2.840.10008.1.2.2		
		RLE Lossless	1.2.840.10008.1.2.5		
		JPEG Baseline (Process 1)	1.2.840.10008.1.2.4.50		
		JPEG Extended Process 2 And 4	1.2.840.10008.1.2.4.51		
		JPEG Lossless Non Hierarchical 14 (Retired)	1.2.840.10008.1.2.4.57		
		JPEG Lossless Non Hierarchical 15 (Retired)	1.2.840.10008.1.2.4.58		
		JPEG Lossless Hierarchical 28 (Retired)	1.2.840.10008.1.2.4.65		
		JPEG Lossless Hierarchical 29 (Retired)	1.2.840.10008.1.2.4.66		

Presentation Context Table					
Abstract Syntax		Transfer Syntax		Role	Extended Negotiation
Name	UID	Name List	UID List		
		JPEG LS Lossless Image Compression	1.2.840.10008.1.2.4.80		
		JPEG 2000 Image Compression	1.2.840.10008.1.2.4.91		
		JPEG 2000 Image Compression Lossless Only	1.2.840.10008.1.2.4.90		
		JPEG Lossless, Non-Hierarchical, FOP (Process 14)	1.2.840.10008.1.2.4.70		
		Philips CT Private-ELE (Private)	1.3.46.670589.33.1.4.1		
		MPEG-4 AVC/H.264 High Profile / Level 4.1	1.2.840.10008.1.2.4.102		
Philips Private X-Ray Image Storage	1.3.46.670589.2.3.1.1	Implicit VR Little Endian	1.2.840.10008.1.2	SCP	None
		Explicit VR Little Endian	1.2.840.10008.1.2.1		
		Explicit VR Big Endian	1.2.840.10008.1.2.2		
		RLE Lossless	1.2.840.10008.1.2.5		
		JPEG Baseline (Process 1)	1.2.840.10008.1.2.4.50		
		JPEG Extended Process 2 And 4	1.2.840.10008.1.2.4.51		
		JPEG Lossless Non Hierarchical 14 (Retired)	1.2.840.10008.1.2.4.57		
		JPEG Lossless Non Hierarchical 15 (Retired)	1.2.840.10008.1.2.4.58		
		JPEG Lossless Hierarchical 28 (Retired)	1.2.840.10008.1.2.4.65		
		JPEG Lossless Hierarchical 29 (Retired)	1.2.840.10008.1.2.4.66		
		JPEG LS Lossless Image Compression	1.2.840.10008.1.2.4.80		
		JPEG 2000 Image Compression	1.2.840.10008.1.2.4.91		
		JPEG 2000 Image Compression Lossless Only	1.2.840.10008.1.2.4.90		
		JPEG Lossless, Non-Hierarchical, FOP (Process 14)	1.2.840.10008.1.2.4.70		
		Philips CT Private-ELE (Private)	1.3.46.670589.33.1.4.1		
		MPEG-4 AVC/H.264 High Profile / Level 4.1	1.2.840.10008.1.2.4.102		
Philips Private iE33 3D NEO Presentation State Subpage Storage	1.3.46.670589.2.5.1.1	Implicit VR Little Endian	1.2.840.10008.1.2	SCP	None
		Explicit VR Little Endian	1.2.840.10008.1.2.1		
		Explicit VR Big Endian	1.2.840.10008.1.2.2		
		RLE Lossless	1.2.840.10008.1.2.5		
		JPEG Baseline (Process 1)	1.2.840.10008.1.2.4.50		
		JPEG Extended Process 2 And 4	1.2.840.10008.1.2.4.51		
		JPEG Lossless Non Hierarchical 14 (Retired)	1.2.840.10008.1.2.4.57		
		JPEG Lossless Non Hierarchical 15 (Retired)	1.2.840.10008.1.2.4.58		
		JPEG Lossless Hierarchical 28 (Retired)	1.2.840.10008.1.2.4.65		
		JPEG Lossless Hierarchical 29 (Retired)	1.2.840.10008.1.2.4.66		
		JPEG LS Lossless Image Compression	1.2.840.10008.1.2.4.80		
		JPEG 2000 Image Compression	1.2.840.10008.1.2.4.91		
		JPEG 2000 Image Compression Lossless Only	1.2.840.10008.1.2.4.90		
		JPEG Lossless, Non-Hierarchical, FOP (Process 14)	1.2.840.10008.1.2.4.70		
		Philips CT Private-ELE (Private)	1.3.46.670589.33.1.4.1		
		MPEG-4 AVC/H.264 High Profile / Level 4.1	1.2.840.10008.1.2.4.102		

The QLAB 11.0 accept all contexts in the intersection of the proposed and acceptable Presentation Contexts. This means that multiple proposed presentation contexts with the same SOP class but different transfer syntaxes are accepted by the QLAB 11.0 as far as those transfer syntaxes are part of the acceptable transfer syntaxes. There is no check for duplicate contexts and these are therefore accepted.

4.3.1.4.2.3. SOP Specific Conformance for Storage SOP Classes

This section and sub-section include the manufacturer SOP and Dataset specific information as well the status codes and their corresponding behavior.

The QLAB 11.0 will only accept associations from configured systems. The QLAB 11.0 may provide level 2 (full) conformances, depending on the implemented database.

Remarks:

- Pixel data will be stored in configurable transfer syntax. This implies that transfer syntax conversions might take place during import. Compressed pixel data is always decompressed and afterwards converted to the “configurable transfer syntax”.
- A non-empty BOT may be present in imported JPEG encoded pixel data.
- Value Representation 'UN' (Unknown) is supported, and shall be used for any attributes not known to QLAB 11.0 and received per implicit transfer (ILE).
- Images must contain the minimum set of attributes prescribed by DICOM. Otherwise the default behavior is that the image is rejected and the association aborted.

4.3.1.4.2.3.1. Dataset Specific Conformance for C-STORE-RSP

Detail regarding the Dataset Specific response behavior will be reported in this section.

This includes the dataset specific behavior, i.e. error codes, error and exception handling, time-outs, etc.

Table 69: Status Response C-STORE

Service Status	Error Code	Further Meaning	Behavior
Success	0000	Successful command	Successful completion of the store request.
Failure	A700	Refused: out of resources	Not enough resources available to do a store.
	C000	Error: cannot understand	Any other exception generated during the store.

4.4. Network Interfaces

4.4.1. Physical Network Interfaces

The System provides only DICOM V3.0 TCP/IP Network Communication Support as defined in PS 3.8 of the standard.

TCP/IP is the only protocol stack supported.

Supported physical medium include:

IEEE 802.3-1995, 10BASE-T

IEEE 802.3-1995, 100BASE-TX (Fast Ethernet)

IEEE 802.3, 10/100/1000Mb/s Ethernet.

The TCP/IP Stack as supported by the underlying Operating System.

The API is the WinSock 2 interface as supported by the underlying Operating System.

4.4.2. Additional Protocols

No additional protocols are used.

4.5. Configuration

Any implementation's DICOM conformance may be dependent upon configuration, which takes place at the time of installation. Issues concerning configuration are addressed in this section.

4.5.1. AE Title/Presentation Address Mapping

An important installation issue is the translation from AE title to presentation address. How this is to be performed is described here.

4.5.1.1. Local AE Titles

The FieldService User Interface only allows one AE to be configured.

The following AE specific information must be available to configure a local AE:

- AE title.
- Hostname or IP address (or both). Use "localhost" (127.0.0.1) for the complete local system. If the AE should only be associated with a specific network adapter, don't specify the host name and use the IP address of this network adapter.
- Port number

4.5.1.2. Remote AE Title/Presentation Address Mapping

One or more remote AE's may be configured.

The following AE specific information must be available to configure a remote AE:

- AE title.
- Hostname or IP address (or both).
- Port number.

4.5.2. Parameters

The specification of important operational parameters, their default value and range (if configurable) are specified here.

Table 70: Configuration Parameters Table

Parameter	Configurable	Default Value
General Parameter		
Time-out waiting for acceptance or rejection Response to an Association Open Request (Application Level timeout)	No	60 [s] (set 0 for no time-out)
General Dimse level time-out values (Verification, Storage, Storage Commitment)	No	-
Time-out for response to TCP/IP connect request. (Low-level timeout)	OS	-
Time-out waiting for acceptance of a TCP/IP message over the network (Low-level timeout)	OS	-
Time-out for waiting for data between TCP/IP packets. (Low-level timeout)	OS	-
Any changes to default TCP/IP settings, such as configurable stack parameters.	OS	-
Local AE Specific Parameters		
Size constraint in maximum object size	No	-
Maximum PDU size the AE can send and receive	No	0
Association time-out SCP	No	0 (no time-out)
Association time-out SCU	No	0 (no time-out; set -1 for immediate time-out, or else value in [s])
AE specific DIMSE level time-out values	No	300 [s] (set 0 for no time-out)
Number of simultaneous associations by service and/or SOP class	No	1 per service/SOP class
SOP Class support	No	All supported SOP classes
Transfer Syntax support	No	ELE - 1.2.840.10008.1.2.1 EBE - 1.2.840.10008.1.2.2 ILE - 1.2.840.10008.1.2 JPEG Lossless (NH-FOP) - 1.2.840.10008.1.2.4.70 JPEG Baseline - 1.2.840.10008.1.2.4.50 RLE - 1.2.840.10008.1.2.5
Remote Configurable Parameters		
Device Type	Yes	Available values: PACS Ultrasound System
DICOM services supported by PACS AE	Yes	Available values: Archive Query/Retrieve * Send
Data Type supported by Archive node	Yes	Available values: Native ECG Structured Report *
Association (Artim) time-out	Yes	60
Storage Commit Max Reply Waiting Time (after time-out the reply will be handled asynchronously)	Yes	60 [s] (set 0 for no time-out, -1 for immediate time-out)
Number of simultaneous associations by service and/or SOP class	No	1 per service/SOP class
SOP Class support	No	All supported SOP classes
Transfer Syntax support	No	ELE - 1.2.840.10008.1.2.1 EBE - 1.2.840.10008.1.2.2 ILE - 1.2.840.10008.1.2

Parameter	Configurable	Default Value
		JPEG Lossless (NH-FOP) - 1.2.840.10008.1.2.4.70 JPEG Baseline - 1.2.840.10008.1.2.4.50 RLE - 1.2.840.10008.1.2.5

5. Media Interchange

5.1. Implementation model

The implementation model identifies the DICOM Application Entities for Media in specific implementation and relates the Application Entities to Real-World Activities.

5.1.1. Application Data Flow Diagram

The Q-Station 3.9 / QLAB 11.0 implements one media application entity: either the Q-Station 3.9 or QLAB 11.0.

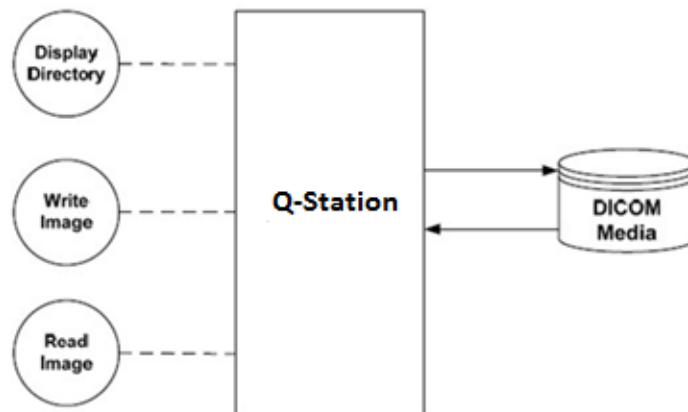


Figure 20: Application Data Flow Diagram

5.1.2. Functional Definitions of AE's

The Q-Station 3.9 / QLAB 11.0 implements the following functions for DICOM media.

- Write a DICOM file-set onto the medium.
- Create a DICOMDIR file.
- Read the DICOMDIR file from the medium.
- Read selected images from the medium.

5.1.3. Sequencing of Real World Activities

Not applicable.

5.2. AE Specifications

This section in the DICOM Conformance Statement specifies a set of Media Application Entities.

5.2.1. Q-Station 3.9 / QLAB 11.0 Media AE Media - Specification

This section contains general policies that apply to all of the Application Entities described in subsequent section.

The Q-Station 3.9 / QLAB 11.0 provides standard conformance to the DICOM interchange option of the media storage service class, and follows the specifications as defined in the DICOM standard – Media Storage and File Format for Data Interchange (PS 3.10) and Media Storage Application Profiles (PS 3.11).

The Q-Station 3.9 / QLAB 11.0 support multi-patient and multi-session for CD-R media (both reading and writing). For one or more Application Profiles, the following table shows the Real-World Activities and the roles of each of these Real-World Activities.

Note:

Read File-set = Display Directory and Read Image

Create File-set = Write Image

Table 71: AE Q-Station 3.9 / QLAB 11.0 Media AE related Application Profiles, RWA activities and roles

Supported Application Profile	Identifier	Real-World Activities	Roles
General Purpose CD-R Interchange	STD-GEN-CD	Create File-set*	FSC*
		Read File-set	FSR
General Purpose DVD Interchange with JPEG	STD-GEN-DVD-JPEG	Create File-set*	FSC*
		Read File-set	FSR
General Purpose USB Media Interchange with JPEG	STD-GEN-USB-JPEG	Update File-set	FSU
		Create File-set	FSC
		Read File-set	FSR

Note: *indicates Q-Station only. USB Media only for QLAB.

5.2.1.1. File Meta Information for the Q-Station 3.9 / QLAB 11.0 Media AE

Table 72: File Meta Information for the Q-Station 3.9 / QLAB 11.0 Media AE

Implementation Class UID	1.3.46.670589.14.20001.309 – Q-Station 3.9 1.3.46.670589.54.2.17.3 – QLAB 11.0
Implementation Version Name	MIP10.1Lx – Q-Station 3.9 17.3.0.0 – QLAB 11.0

5.2.1.2. Real-World Activities

The AE specification contains a description of the Real-World Activities, which invoke the particular AE.

5.2.1.2.1. RWA - Read File-set

This Media Application Entity has a File-set Reader functionality which is described here.

Display Directory

The Q-Station 3.9 / QLAB 11.0 will act as a FSR when reading the directory of the medium. This allows the System Integrator to see the results in an overview of the patients, studies, series and images.

The Q-Station 3.9 / QLAB 11.0 will not access DICOM media when either:

- Patient ID is absent; or
- Study Instance UID has no value; or
- Series Instance UID has no value.

Read Images

The Q-Station 3.9 / QLAB 11.0 will act as a FSR when reading all/selected images from DICOM media.

5.2.1.2.1.1. Media Storage Application Profile

Refer to the table in section 5.2.1.

5.2.1.2.1.1.1. Options

Not applicable.

5.2.1.2.2. RWA - Create File-set

This Media Application Entity has a File-set Creator functionality which is described here.

Write Images – (QLAB 11.0, USB only)

The Q-Station 3.9 / QLAB 11.0 acts as an FSC when writing DICOM objects onto DICOM media. The Q-Station 3.9 / QLAB 11.0 can also store private attributes.

When the Q-Station 3.9 / QLAB 11.0 has to write objects to DICOM media, it can encounter the following situation.

The objects were previously received via C-STORE operations. Some attributes in the received images have a zero-length value (type 2 attributes). However, the Application Profile specifies some of these attributes as type 1: they must have a value. In such cases the Q-Station 3.9 / QLAB 11.0 supplies a value for the following attributes (if necessary):

- Patient ID;
- Study ID;
- Series Number;
- Instance number;
- Study Date;
- Study Time.

The mechanism of generating a value for Patient ID is to create a new value (i.e. Study Instance UID) for each new study written to the medium, even if this study belongs to a patient recorded earlier.

Study ID is assigned the value of the first Requested Procedure ID (0040,1001) encountered in the Request Attributes Sequence (0040,0275).

5.2.1.2.2.1. Media Storage Application Profile

Refer to the table in section 5.2.1.

5.2.1.2.2.1.1. Options

Not applicable.

5.2.1.2.3. RWA - Update File-set (QLAB – USB Only)

This Media Application Entity has a File-set Updater functionality which is described here.

5.2.1.2.3.1. Media Storage Application Profile

The Application Profile that is used by this Media Application Entity is specified in this section.

5.2.1.2.3.1.1. Options

The options used in the Application Profile are specified in detail in this section.

If there are no options used in the Application Profile, this section may be omitted by writing "Not applicable".

5.3. Augmented and Private Application Profiles

This section is used for the description of Augmented and Private Application Profiles.

5.3.1. Augmented Application Profiles

Any Augmented Application Profiles used by the Application Entity are described in this section. The rules governing the structure of an Augmented Application Profile are also described.

5.3.1.1. Augmented Application Profile Descriptions

Each Augmented Application Profile has a section that describes the specific features of the Application Profile that make it augmented.

5.3.1.1.1. SOP Class Augmentations

Not applicable

5.3.1.1.2. Directory Augmentations

Instances of the private SOP classes may be written on the media. This requires a Directory Record Type (0004,1430) with the value "PRIVATE" and configuration of the required Private Record UID. This UID is used to define a non-standard type of Directory Record by reference to its position in a private extension to the DICOM Basic Directory IOD Information Model.

5.3.1.1.3. Other Augmentations

Not applicable.

5.3.2. Private Application Profiles

Not applicable.

5.4. Media Configuration

In the following table an overview is given of some important configuration attributes related to the DICOM behaviour of Q-Station 3.9 / QLAB 11.0.

Table 73: Configuration Parameters table

Parameter	Configurable	Default Value
Transfer Syntax support	No	ELE - 1.2.840.10008.1.2.1
		EBE - 1.2.840.10008.1.2.2
		ILE - 1.2.840.10008.1.2
		JPEG Lossless (NH-FOP) - 1.2.840.10008.1.2.4.70
		JPEG Baseline - 1.2.840.10008.1.2.4.50
SOP Class	No	All transfer SOP classes in Q-Station and QLAB sections respectively

***Note:** ELE is default, the other syntaxes are optional.

6. Support of Character Sets

Any support for character sets in Network and Media services is described here.

Table 74: Supported DICOM Character Sets

Character Set Description	Defined Term	ESC Sequence	ISO Registration Number	Code Element	Character Set
Latin alphabet No. 1	ISO 2022 IR 100	ESC 02/08 04/02	ISO-IR 6	G0	ISO 646
		ESC 02/13 04/01	ISO-IR 100	G1	Supplementary set of ISO 8859
Latin alphabet No. 2	ISO 2022 IR 101	ESC 02/08 04/02	ISO-IR 6	G0	ISO 646
		ESC 02/13 04/02	ISO-IR 101	G1	Supplementary set of ISO 8859
Latin alphabet No. 3	ISO 2022 IR 109	ESC 02/08 04/02	ISO-IR 6	G0	ISO 646
		ESC 02/13 04/03	ISO-IR 109	G1	Supplementary set of ISO 8859
Latin alphabet No. 4	ISO 2022 IR 110	ESC 02/08 04/02	ISO-IR 6	G0	ISO 646
		ESC 02/13 04/04	ISO-IR 110	G1	Supplementary set of ISO 8859
Greek	ISO 2022 IR 126	ESC 02/08 04/02	ISO-IR 6	G0	ISO 646
		ESC 02/13 04/06	ISO-IR 126	G1	Supplementary set of ISO 8859
Arabic	ISO 2022 IR 127	ESC 02/08 04/02	ISO-IR 6	G0	ISO 646
		ESC 02/13 04/07	ISO-IR 127	G1	Supplementary set of ISO 8859
Japanese	ISO 2022 IR 13	ESC 02/08 04/10	ISO-IR 14	G0	JIS X 0201: Romaji
		ESC 02/09 04/09	ISO-IR 13	G1	JIS X 0201: Katakana
Hebrew	ISO 2022 IR 138	ESC 02/08 04/02	ISO-IR 6	G0	ISO 646
		ESC 02/13 04/08	ISO-IR 138	G1	Supplementary set of ISO 8859
Cyrillic	ISO 2022 IR 144	ESC 02/08 04/02	ISO-IR 6	G0	ISO 646
		ESC 02/13 04/12	ISO-IR 144	G1	Supplementary set of ISO 8859
Latin alphabet No. 5	ISO 2022 IR 148	ESC 02/08 04/02	ISO-IR 6	G0	ISO 646
		ESC 02/13 04/13	ISO-IR 148	G1	Supplementary set of ISO 8859
Thai	ISO 2022 IR 166	ESC 02/08 04/02	ISO-IR 6	G0	ISO 646
		ESC 02/13 05/04	ISO-IR 166	G1	TIS 620-2533 (1990)
Default repertoire	ISO 2022 IR 6	-	ISO-IR 6	G0	ISO 646
Latin alphabet No. 1	ISO_IR 100	-	ISO-IR 6	G0	ISO 646
		-	ISO-IR 100	G1	Supplementary set of ISO 8859
Latin alphabet No. 2	ISO_IR 101	-	ISO-IR 6	G0	ISO 646
		-	ISO-IR 101	G1	Supplementary set of ISO 8859
Latin alphabet No. 3	ISO_IR 109	-	ISO-IR 6	G0	ISO 646
		-	ISO-IR 109	G1	Supplementary set of ISO 8859
Latin alphabet No. 4	ISO_IR 110	-	ISO-IR 6	G0	ISO 646
		-	ISO-IR 110	G1	Supplementary set of ISO 8859
Greek	ISO_IR 126	-	ISO-IR 6	G0	ISO 646
		-	ISO-IR 126	G1	Supplementary set of ISO 8859
Arabic	ISO_IR 127	-	ISO-IR 6	G0	ISO 646
		-	ISO-IR 127	G1	Supplementary set of ISO 8859
Japanese	ISO_IR 13	-	ISO-IR 14	G0	JIS X 0201: Romaji
		-	ISO-IR 13	G1	JIS X 0201: Katakana
Hebrew	ISO_IR 138	-	ISO-IR 6	G0	ISO 646
		-	ISO-IR 138	G1	Supplementary set of ISO 8859
Cyrillic	ISO_IR 144	-	ISO-IR 6	G0	ISO 646
		-	ISO-IR 144	G1	Supplementary set of ISO 8859
Latin alphabet No. 5	ISO_IR 148	-	ISO-IR 6	G0	ISO 646

Character Set Description	Defined Term	ESC Sequence	ISO Registration Number	Code Element	Character Set
		-	ISO-IR 148	G1	Supplementary set of ISO 8859
Thai	ISO_IR 166	-	ISO-IR 6	G0	ISO 646
		-	ISO-IR 166	G1	TIS 620-2533 (1990)

As can be seen in the table above, Q-Station 3.9 / QLAB 11.0 supports all character sets currently defined by DICOM except for the multi-byte character sets without code extensions.

When an unsupported character set is received it shall be tried and decoded according the preferred character set.

Unsupported characters shall be displayed as "?".

7. Security

7.1. Security Profiles

The Q-Station 3.9 / QLAB 11.0 does not fully support DICOM security profiles. However, it does support security measures that will be used for secure authentication of a node and for the generation of audit records. The supported components for security measures by Q-Station 3.9 / QLAB 11.0 are:

- Audit Trail Component

7.1.1. Audit Trail Component

The Audit Trail Component of Q-Station 3.9 / QLAB 11.0 allows security officers in an institution to audit activities, to detect non-compliant behavior in the enterprise, and to facilitate detection of improper creation, access, modification and deletion of Protected Health Information (PHI), where PHI data is considered as information records (Registration, Order, Study/Procedure, Reports and to a lesser degree Images), and not the flow of information between the systems.

The messages are created and sent to a syslog server according to the syslog protocol. The time that is used will be the local time of the system. The syslog server is an element of the Hospital infrastructure.

7.2. Association Level Security

Q-Station 3.9 / QLAB 11.0 accepts associations only from known applications or an application whose “calling AE Title” is defined in its configuration file. Q-Station 3.9 / QLAB 11.0 will reject association requests from unknown applications, i.e. applications that offer an unknown “calling AE title”. An application entity (AE) is known if – and only if – it is defined during configuration of Q-Station 3.9 / QLAB 11.0, which is done via the configuration application.

7.3. Application Level Security

If configured, Q-Station 3.9 / QLAB 11.0 supports security measures for:

- generation of audit trail records;
- access control and user authentication.

8. Annexes of application "Q-Station"

8.1. IOD Contents

8.1.1. Created SOP Instance

This section specifies each IOD created by this application.

Note: Q-Station 3.9 does not support Presentation State SOP class for import and export.

This section specifies each IOD created (including private IOD's). It should specify the attribute name, tag, VR, and value. The value should specify the range and source (e.g. user input, Modality Worklist, automatically generated, etc.). For content items in templates, the range and source of the concept name and concept values should be specified. Whether the value is always present or not shall be specified.

Abbreviations used in the IOD tables for the column "Presence of Module" are:

ALWAYS The module is always present
 CONDITIONAL The module is used under specified condition

Abbreviations used in the Module table for the column "Presence of Value" are:

ALWAYS The attribute is always present with a value
 EMPTY The attribute is always present without any value (attribute sent zero length)
 VNAP The attribute is always present and its Value is Not Always Present
 (attribute sent zero length if no value is present)
 ANAP The attribute is present under specified condition – if present then it will always have a value
 ANAPCV The attribute is present under specified condition – if present then its Value is Not Always Present
 (attribute sent zero length if condition applies and no value is present)
 ANAPEV The attribute is present under specified condition – if present then it will not have any value

The abbreviations used in the Module table for the column "Source" are:

AUTO The attribute value is generated automatically
 CONFIG The attribute value source is a configurable parameter
 COPY The attribute value source is another SOP instance
 FIXED The attribute value is hard-coded in the application
 IMPLICIT The attribute value source is a user-implicit setting
 MPPS The attribute value is the same as that use for Modality Performed Procedure Step
 MWL The attribute value source is a Modality Worklist
 USER The attribute value source is explicit user input

8.1.1.1. List of created SOP Classes

Table 75: List of created SOP Classes

SOP Class Name	SOP Class UID
Comprehensive SR SOP Class	1.2.840.10008.5.1.4.1.1.88.33
Secondary Capture SOP Class	1.2.840.10008.5.1.4.1.1.7
Encapsulated PDF Storage SOP Class	1.2.840.10008.5.1.4.1.1.104.1

8.1.1.2. Comprehensive SR SOP Class

Table 76: IOD of Created Comprehensive SR SOP Class Instances

Information Entity	Module	Presence Of Module
Patient	Patient Module	ALWAYS
Study	General Study Module	ALWAYS
Study	Patient Study Module	CONDITIONAL
Series	SR Document Series Module	ALWAYS
Equipment	General Equipment Module	ALWAYS
Document	SR Document General Module	ALWAYS
Document	SR Document Content Module	ALWAYS
Document	SOP Common Module	ALWAYS

Table 77: Patient Module

Attribute Name	Tag	VR	Value	Presence of Value	Source	Comment
Patient's Name	0010,0010	PN		VNAP	COPY	Copied from source image
Patient ID	0010,0020	LO		VNAP	COPY	Copied from source image
Patient's Birth Date	0010,0030	DA		VNAP	COPY	Copied from source image
Patient's Sex	0010,0040	CS	F, M, O	VNAP	COPY	Copied from source image
Other Patient IDs	0010,1000	LO		VNAP	COPY	Copied from source image
Patient Comments	0010,4000	LT		VNAP	COPY	Copied from source image

Table 78: General Study Module

Attribute Name	Tag	VR	Value	Presence of Value	Source	Comment
Study Date	0008,0020	DA		ALWAYS	COPY	Copied from source image
Study Time	0008,0030	TM		ALWAYS	COPY	Copied from source image
Accession Number	0008,0050	SH		VNAP	COPY	Copied from source image
Referring Physician's Name	0008,0090	PN		VNAP	COPY	Copied from source image
Study Description	0008,1030	LO		VNAP	COPY	Copied from source image
Referenced Study Sequence	0008,1110	SQ		ANAP		
Referenced SOP class	0008,1150	UI		VNAP	COPY	Copied from source image
Referenced SOP Instance	0008,1155	UI		VNAP	COPY	Copied from source image
Study Instance UID	0020,000D	UI		ALWAYS	COPY	Copied from source image
Study ID	0020,0010	SH		VNAP	COPY	Copied from source image

Table 79: Patient Study Module

Attribute Name	Tag	VR	Value	Presence of Value	Source	Comment
Patient's Size	0010,1020	DS		ANAP	COPY	Copied from source image
Patient's Weight	0010,1030	DS		ANAP	COPY	Copied from source image
Additional Patient History	0010,21B0	LT		ANAP	COPY	Copied from source image

Table 80: SR Document Series Module

Attribute Name	Tag	VR	Value	Presence of Value	Source	Comment
Series Date	0008,0021	DT		ALWAYS	AUTO	-
Series Time	0008,0031	TM		ALWAYS	AUTO	-
Modality	0008,0060	CS	SR	ALWAYS	AUTO	-
Series Description	0008,103E	LO	Q-Station 3.5 SR?	VNAP	AUTO	-
Referenced Performed Procedure Step Sequence	0008,1111	SQ	<empty>	ANAP	AUTO	-
Series Instance UID	0020,000E	UI		ALWAYS	AUTO	-
Series Number	0020,0011	IS		ALWAYS	AUTO	-

Table 81: General Equipment Module

Attribute Name	Tag	VR	Value	Presence of Value	Source	Comment
Manufacturer	0008,0070	LO	Philips Medical Systems	ALWAYS	AUTO	-
Manufacturer's Model Name	0008,1090	LO	QStation?	ALWAYS	AUTO	-

Table 82: SR Document General Module

Attribute Name	Tag	VR	Value	Presence of Value	Source	Comment
Content Date	0008,0023	DA		ALWAYS	AUTO	-
Content Time	0008,0033	TM		ALWAYS	AUTO	-
Instance Number	0020,0013	IS		ALWAYS	AUTO	-
Predecessor Documents Sequence	0040,A360	SQ	<empty>	ALWAYS	AUTO	
Performed Procedure Code Sequence	0040,A372	SQ	<empty>	ALWAYS	AUTO	-
Completion Flag	0040,A491	CS	PARTIAL	ALWAYS	AUTO	-
Verification Flag	0040,A493	CS	UNVERIFIED	ALWAYS	AUTO	-

Table 83: SR Document Content Module

Attribute Name	Tag	VR	Value	Presence of Value	Source	Comment
Value Type	0040,A040	CS	CONTAINER	ALWAYS	AUTO	-
Concept Name Code Sequence	0040,A043	SQ		ALWAYS	AUTO	-
>Code Value	0008,0100	SH		ALWAYS	AUTO	-
>Coding Scheme Designator	0008,0102	SH		ALWAYS	AUTO	-
>Code Meaning	0008,0104	LO		ALWAYS	AUTO	-
Continuity Of Content	0040,A050	CS		ALWAYS	AUTO	-
Concept Code Sequence	0040,A168	SQ		ALWAYS	AUTO	-
>Code Value	0008,0100	SH		ALWAYS	AUTO	-
>Coding Scheme Designator	0008,0102	SH		ALWAYS	AUTO	-
>Code Meaning	0008,0104	LO		ALWAYS	AUTO	-
Content Template Sequence	0040,A504	SQ		ANAP	AUTO	-
>Mapping Resource	0008,0105	CS		ALWAYS	AUTO	
>Template Identifier	0040,DB00	CS		ALWAYS	AUTO	-

Attribute Name	Tag	VR	Value	Presence of Value	Source	Comment
Content Sequence	0040,A730	SQ		ANAP	AUTO	-
>Relationship Type	0040,A010	CS	CONTAINS	ALWAYS	AUTO	-
>Value Type	0040,A040	CS		ALWAYS	AUTO	-
>Concept Name Code Sequence	0040,A043	SQ		ALWAYS	AUTO	-
>Continuity Of Content	0040,A050	CS	SEPARATE	ALWAYS	AUTO	-
>Value Type	0040,A040	CS		ALWAYS	AUTO	-

Table 84: SOP Common Module

Attribute Name	Tag	VR	Value	Presence of Value	Source	Comment
Specific Character Set	0008,0005	CS		ANAPCV	AUTO	Required if expanded/replacement character set used
SOP Class UID	0008,0016	UI	1.2.840.10008.5.1.4.1.1.88.33	ALWAYS	AUTO	-
SOP Instance UID	0008,0018	UI		ALWAYS	AUTO	-

Table 85: Comprehensive SR additional attributes

Attribute Name	Tag	VR	Value	Presence of Value	Source	Comment
Medical Alerts	0010,2000	LO		ANAP	COPY	Copied from source image
Allergies	0010,2110	LO		ANAP	COPY	Copied from source image
Pregnancy Status	0010,21C0	US		ANAP	COPY	Copied from source image
Special Needs	0038,0050	LO		ANAP	COPY	Copied from source image
Patient State	0038,0500	LO		ANAP	COPY	Copied from source image
Performed Station AE Title	0040,0241	AE		ALWAYS	CONFIG	
Performed Procedure Step Start Date	0040,0244	DA		ALWAYS	AUTO	-
Performed Procedure Step Start Time	0040,0245	TM		ALWAYS	AUTO	-
Performed Procedure Step ID	0040,0253	SH		ALWAYS	AUTO	-
Request Attributes Sequence	0040,0275	SQ		ANAP	COPY	Copied from source image
> Requested Procedure Description	0032,1060	LO		ANAP	COPY	Copied from source image
> Requested Procedure Code Sequence	0032,1064	SQ		ANAP	COPY	Copied from source image
>> Code Value	0008,0100	SH		ANAP	COPY	Copied from source image
>> Coding Scheme Designator	0008,0102	SH		ANAP	COPY	Copied from source image
>> Code Meaning	0008,0104	LO		ANAP	COPY	Copied from source image
> Scheduled Procedure Step Description	0040,0007	LO		ANAP	COPY	Copied from source image
> Scheduled Protocol Code Sequence	0040,0008	SQ		ANAP	COPY	Copied from source image
>> Code Value	0008,0100	SH		ANAP	COPY	Copied from source image
>> Coding Scheme Designator	0008,0102	SH		ANAP	COPY	Copied from source image
>> Code Meaning	0008,0104	LO		ANAP	COPY	Copied from source image
> Scheduled Procedure Step ID	0040,0009	SH		ANAP	COPY	Copied from source image
> Requested Procedure ID	0040,1001	SH		ANAP	COPY	Copied from source image

Table 86: Comprehensive SR Private Attributes

Attribute Name	Tag	VR	Value	Presence of Value	Source	Comment
Private Attribute	2001,0010	LO	Philips Imaging DD 001	ANAP	AUTO	
Private Attribute	2001,0011	LO	Philips Imaging DD 002	ANAP	AUTO	
Private Attribute	2001,1063	CS		ANAP	AUTO	
Private Attribute	2001,116C	LO		ANAP	AUTO	

8.1.1.3. Secondary Capture Image Storage SOP Class**Table 87: IOD of Created Secondary Capture Image Storage SOP Class Instances**

Information Entity	Module	Presence Of Module
Patient	Patient Module	ALWAYS
Study	General Study Module	ALWAYS
Study	Patient Study Module	CONDITIONAL
Series	General Series Module	ALWAYS
Equipment	General Equipment Module	ALWAYS
Equipment	SC Equipment Module	ALWAYS
Image	SC Image Module	ALWAYS
Image	General Image Module	ALWAYS
Image	Image Pixel Module	ALWAYS
Image	SOP Common Module	ALWAYS

Table 88: Patient Module

Attribute Name	Tag	VR	Value	Presence of Value	Source	Comment
Patient's Name	0010,0010	PN		VNAP	COPY	Copied from source image
Patient ID	0010,0020	LO		VNAP	COPY	Copied from source image
Patient's Birth Date	0010,0030	DA		VNAP	COPY	Copied from source image
Patient's Sex	0010,0040	CS		VNAP	COPY	Copied from source image
Other Patient IDs	0010,1000	LO		ANAP	COPY	Copied from source image
Patient Comments	0010,4000	LT		ANAPCV	COPY	Copied from source image

Table 89: General Study Module

Attribute Name	Tag	VR	Value	Presence of Value	Source	Comment
Study Date	0008,0020	DA		VNAP	COPY	Copied from source image
Study Time	0008,0030	TM		VNAP	COPY	Copied from source image
Accession Number	0008,0050	SH		VNAP	COPY	Copied from source image
Referring Physician's Name	0008,0090	PN		VNAP	COPY	Copied from source image
Study Description	0008,1030	LO		ANAP	COPY	Copied from source image
Referenced Study Sequence	0008,1110	SQ		ANAP	COPY	Copied from source image
> Referenced SOP Class UID	0008,1150	UI		ANAP	COPY	Copied from source image
> Referenced SOP Instance UID	0008,1155	UI		ANAP	COPY	Copied from source image
Study Instance UID	0020,000D	UI		ALWAYS	COPY	Copied from source image
Study ID	0020,0010	SH		VNAP	COPY	Copied from source image

Table 90: Patient Study Module

Attribute Name	Tag	VR	Value	Presence of Value	Source	Comment
Patient's Size	0010,1020	DS		ANAP	COPY	Copied from source image
Patient's Weight	0010,1030	DS		ANAP	COPY	Copied from source image
Additional Patient History	0010,21B0	LT		ANAP	COPY	Copied from source image

Table 91: General Series Module

Attribute Name	Tag	VR	Value	Presence of Value	Source	Comment
Series Date	0008,0021	DA		ANAPCV	AUTO	-
Series Time	0008,0031	TM		ANAPCV	AUTO	-
Series Instance UID	0020,000E	UI		ALWAYS	AUTO	-
Series Number	0020,0011	IS		VNAP	AUTO	-
Performed Procedure Step Start Date	0040,0244	DA		ALWAYS	AUTO	-
Performed Procedure Step Start Time	0040,0245	TM		ALWAYS	AUTO	-
Performed Procedure Step ID	0040,0253	SH		ALWAYS	AUTO	-
Request Attributes Sequence	0040,0275	SQ		ANAP	COPY	-
> Requested Procedure Description	0032,1060	LO		ANAP	COPY	-
> Requested Procedure Code Sequence	0032,1064	SQ		ANAP	COPY	-
>> Code Value	0008,0100	SH		ANAP	COPY	-
>> Coding Scheme Designator	0008,0102	SH		ANAP	COPY	-
>> Code Meaning	0008,0104	LO		ANAP	COPY	-
> Scheduled Procedure Step Description	0040,0007	LO		ANAP	COPY	-
> Scheduled Protocol Code Sequence	0040,0008	SQ		ANAP	COPY	-
>> Code Value	0008,0100	SH		ANAP	COPY	-
>> Coding Scheme Designator	0008,0102	SH		ANAP	COPY	-
>> Code Meaning	0008,0104	LO		ANAP	COPY	-
> Scheduled Procedure Step ID	0040,0009	SH		ANAP	COPY	-
> Requested Procedure ID	0040,1001	SH		ANAP	COPY	-

Table 92: General Equipment Module

Attribute Name	Tag	VR	Value	Presence of Value	Source	Comment
Manufacturer	0008,0070	LO	Philips Medical Systems	ALWAYS	AUTO	
Institution Name	0008,0080	LO		ALWAYS	CONFIG	
Institution Address	0008,0081	ST		ALWAYS	CONFIG	
Institutional Department Name	0008,1040	LO		ALWAYS	CONFIG	
Manufacturer's Model Name	0008,1090	LO	QStation	ALWAYS	AUTO	

Table 93: SC Equipment Module

Attribute Name	Tag	VR	Value	Presence of Value	Source	Comment
Modality	0008,0060	CS	US	ALWAYS	AUTO	-
Conversion Type	0008,0064	CS	WSD	ALWAYS	AUTO	-
Date of Secondary Capture	0018,1012	DA		ALWAYS	AUTO	
Time of Secondary Capture	0018,1014	TM		ALWAYS	AUTO	

Table 94: SC Image Module

Attribute Name	Tag	VR	Value	Presence of Value	Source	Comment
Date of Secondary Capture	0018,1012	DA		ALWAYS	AUTO	
Time of Secondary Capture	0018,1014	TM		ALWAYS	AUTO	

Table 95: General Image Module

Attribute Name	Tag	VR	Value	Presence of Value	Source	Comment
Image Type	0008,0008	CS	DERIVED\SECONDARY	ALWAYS	AUTO	-
Content Date	0008,0023	DA		ALWAYS	AUTO	-
Content Time	0008,0033	TM		ALWAYS	AUTO	-
Instance Number	0020,0013	IS		ALWAYS	AUTO	-
Patient Orientation	0020,0020	CS		VNAP	AUTO	
Burned in Annotation	0028,0103	US	YES or NO	ALWAYS	AUTO	
Lossy Image Compression	0028,2110	CS	01	ANAP	AUTO	-
Lossy Image Compression Method	0028,2114	CS	ISO_10918_1	ANAP	AUTO	-

Table 96: Image Pixel Module

Attribute Name	Tag	VR	Value	Presence of Value	Source	Comment
Samples per Pixel	0028,0002	US		ANAP	AUTO	-
Photometric Interpretation	0028,0004	CS		ALWAYS	AUTO	-
Planar Configuration	0028,0006	US		ANAP	AUTO	-
Rows	0028,0010	US	512	ALWAYS	AUTO	-
Columns	0028,0011	US	512	ALWAYS	AUTO	-
Bits Allocated	0028,0100	US	8	ALWAYS	AUTO	-
Bits Stored	0028,0101	US	8	ALWAYS	AUTO	-
High Bit	0028,0102	US	7	ALWAYS	AUTO	-
Pixel Representation	0028,0103	US	0	ALWAYS	AUTO	-
Pixel Data	7FE0,0010	OB		ALWAYS	AUTO	-

Table 97: SOP Common Module

Attribute Name	Tag	VR	Value	Presence of Value	Source	Comment
SOP Class UID	0008,0016	UI	1.2.840.10008.5.1.4.1.1.7	ALWAYS	AUTO	-
SOP Instance UID	0008,0018	UI		ALWAYS	AUTO	-

Table 98: Secondary Capture Extended Attributes

Attribute Name	Tag	VR	Value	Presence of Value	Source	Comment
Medical Alerts	0010,2000	LO		ANAP	COPY	Copied from source image
Allergies	0010,2110	LO		ANAP	COPY	Copied from source image
Pregnancy Status	0010,21C0	US		ANAP	COPY	Copied from source image
Special Needs	0038,0050	LO		ANAP	COPY	Copied from source image
Patient State	0038,0500	LO		ANAP	COPY	Copied from source image

Table 99: Secondary Capture Private Attributes

Attribute Name	Tag	VR	Value	Presence of Value	Source	Comment
Private Attribute	2001,0010	LO	Philips Imaging DD 001	ANAP	AUTO	
Private Attribute	2001,0011	LO	Philips Imaging DD 002	ANAP	AUTO	
Private Attribute	2001,1063	CS		ANAP	AUTO	
Private Attribute	2001,116C	LO		ANAP	AUTO	

8.1.1.4. Encapsulated PDF Storage**Table 100: IOD of Created Encapsulated PDF Storage Instances**

Information Entity	Module	Presence Of Module
Patient	Patient Module	ALWAYS
Study	General Study Module	ALWAYS
Study	Patient Study Module	CONDITIONAL
Series	Encapsulated Document Series Module	ALWAYS
Equipment	General Equipment Module	ALWAYS
Equipment	SC Equipment Module	ALWAYS
Encapsulated Document	Encapsulated Document Module	ALWAYS
Encapsulated Document	SOP Common Module	ALWAYS

Table 101: Patient Module

Attribute Name	Tag	VR	Value	Presence of Value	Source	Comment
Patient's Name	0010,0010	PN		ALWAYS	COPY	Copied from source image
Patient ID	0010,0020	LO		ALWAYS	COPY	Copied from source image
Patient's Birth Date	0010,0030	DA		VNAP	COPY	Copied from source image
Patient's Sex	0010,0040	CS		VNAP	COPY	Copied from source image
Other Patient IDs	0010,1000	LO		VNAP	COPY	Copied from source image
Patient Comments	0010,4000	LT		VNAP	COPY	Copied from source image

Table 102: General Study Module

Attribute Name	Tag	VR	Value	Presence of Value	Source	Comment
Study Date	0008,0020	DA		ALWAYS	COPY	Copied from source image
Study Time	0008,0030	TM		ALWAYS	COPY	Copied from source image
Accession Number	0008,0050	SH		VNAP	COPY	Copied from source image
Referring Physician's Name	0008,0090	PN		VNAP	COPY	Copied from source image
Study Description	0008,1030	LO		VNAP	COPY	Copied from source image

Attribute Name	Tag	VR	Value	Presence of Value	Source	Comment
Study Instance UID	0020,000D	UI		ALWAYS	COPY	Copied from source image
Study ID	0020,0010	SH		VNAP	COPY	Copied from original image
Referenced Study Sequence	0008,1110	SQ		ANAP	COPY	Copied from source image
Referenced SOP class	0008,1150	UI		ANAP	COPY	Copied from source image
Referenced SOP Instance	0008,1155	UI		ANAP	COPY	Copied from source image

Table 103: Patient Study Module

Attribute Name	Tag	VR	Value	Presence of Value	Source	Comment
Patient's Size	0010,1020	DS		ANAP	COPY	Copied from source image
Patient's Weight	0010,1030	DS		ANAP	COPY	Copied from source image
Additional Patient History	0010,21B0	LT		ANAP	COPY	Copied from source image

Table 104: Encapsulated Document Series Module

Attribute Name	Tag	VR	Value	Presence of Value	Source	Comment
Series Date	0008,0021	DT		ALWAYS	AUTO	
Series Time	0008,0031	TM		ALWAYS	AUTO	
Modality	0008,0060	CS	DOC	ALWAYS	AUTO	
Series Instance UID	0020,000E	UI		ALWAYS	AUTO	
Series Number	0020,0011	IS		ALWAYS	AUTO	
Performed Procedure Step Start Date	0040,0244	DA		ALWAYS	AUTO	
Performed Procedure Step Start Time	0040,0245	TM		ALWAYS	AUTO	Copied from source image
Performed Procedure Step ID	0040,0253	SH		ALWAYS	AUTO	Copied from source image
Request Attributes Sequence	0040,0275	SQ		ANAP	COPY	Copied from source image
> Requested Procedure Description	0032,1060	LO		ANAP	COPY	Copied from source image
> Requested Procedure Code Sequence	0032,1064	SQ		ANAP	COPY	Copied from source image
>> Code Value	0008,0100	SH		ANAP	COPY	Copied from source image
>> Coding Scheme Designator	0008,0102	SH		ANAP	COPY	Copied from source image
>> Code Meaning	0008,0104	LO		ANAP	COPY	Copied from source image
> Scheduled Procedure Step Description	0040,0007	LO		ANAP	COPY	Copied from source image
> Scheduled Protocol Code Sequence	0040,0008	SQ		ANAP	COPY	Copied from source image
>> Code Value	0008,0100	SH		ANAP	COPY	Copied from source image
>> Coding Scheme Designator	0008,0102	SH		ANAP	COPY	Copied from source image
>> Code Meaning	0008,0104	LO		ANAP	COPY	Copied from source image
> Scheduled Procedure Step ID	0040,0009	SH		ANAP	COPY	Copied from source image
> Requested Procedure ID	0040,1001	SH		ANAP	COPY	Copied from source image

Table 105: General Equipment Module

Attribute Name	Tag	VR	Value	Presence of Value	Source	Comment
Manufacturer	0008,0070	LO	Philips Medical Systems	ALWAYS	AUTO	
Manufacturers Model Name	0008,1090	LO	QStation	ANAP	AUTO	

Table 106: Encapsulated PDF SC Equipment Module

Attribute Name	Tag	VR	Value	Presence of Value	Source	Comment
Modality	0008,0060	CS	DOC	ALWAYS	AUTO	
Conversion Type	0008,0064	CS	WSD	ALWAYS	AUTO	

Table 107: Encapsulated PDF Document Module

Attribute Name	Tag	VR	Value	Presence of Value	Source	Comment
Content Date	0008,0023	DA		ALWAYS	AUTO	
Acquisition Datetime	0008,002A	DT		VNAP	AUTO	
Content Time	0008,0033	TM		ALWAYS	AUTO	
Instance Number	0020,0013	IS	0	ALWAYS	AUTO	
Burned In Annotation	0028,0301	CS	NO	ALWAYS	AUTO	
Concept Name Code Sequence	0040,A043	SQ	<empty>	ALWAYS	AUTO	
Completion Flag	0040,A491	CS	COMPLETE	ALWAYS	AUTO	
Verification Flag	0040,A493	CS	VERIFIED	ALWAYS	AUTO	
Document Title	0042,0010	ST	Report	ALWAYS	AUTO	
Encapsulated Document	0042,0011	OB		ALWAYS	AUTO	
MIME Type of Encapsulated Document	0042,0012	LO	application/pdf	ALWAYS	AUTO	

Table 108: Encapsulated PDF SOP Common Module

Attribute Name	Tag	VR	Value	Presence of Value	Source	Comment
Specific Character Set	0008,0005	CS		ANAP	AUTO	Required if expanded/replacement character set used
SOP Class UID	0008,0016	UI	1.2.840.10008.5.1.4.1.1.104.1	ALWAYS	AUTO	
SOP Instance UID	0008,0018	UI		ALWAYS	AUTO	
Instance Number	0020,0013	IS	0	ALWAYS	AUTO	

Table 109: Encapsulated PDF Extended Attributes

Attribute Name	Tag	VR	Value	Presence of Value	Source	Comment
Medical Alerts	0010,2000	LO		ANAP	COPY	Copied from source image
Allergies	0010,2110	LO		ANAP	COPY	Copied from source image
Pregnancy Status	0010,21C0	US		ANAP	COPY	Copied from source image
Special Needs	0038,0050	LO		ANAP	COPY	Copied from source image
Patient State	0038,0500	LO		ANAP	COPY	Copied from source image

Table 110: Encapsulated PDF Private Attributes

Attribute Name	Tag	VR	Value	Presence of Value	Source	Comment
Private Attribute	2001,0010	LO	Philips Imaging DD 001	ANAP	AUTO	
Private Attribute	2001,0011	LO	Philips Imaging DD 002	ANAP	AUTO	
Private Attribute	2001,1063	CS		ANAP	AUTO	
Private Attribute	2001,116B	LO		ANAP	AUTO	
Private Attribute	2001,116C	LO		ANAP	AUTO	
Private Attribute	2007,001F	LO	Philips EV Imaging DD 016	ANAP	AUTO	
Private Attribute	2007,1F18	ST		ANAP	AUTO	
Private Attribute	2007,1F19	ST		ANAP	AUTO	
Private Attribute	2007,1F1A	ST		ANAP	AUTO	

8.1.2. Usage of Attributes from Received IOD

The Q-Station 3.9 only accepts all valid DICOM IOD's specified in this document. Some SOP Classes will not be viewable because they are application dependant.

8.1.3. Coerced/Modified fields

Upon export of composite instances a de-normalization can take place by assembling data from the various entities in the hierarchy. The selection of the attributes takes place based upon what is present in the Q-Station 3.9 at the initiation of the export. A description is given in the following subsections per instance level.

Patient

If the patient ID attribute is absent during instance import (has no value – zero-length) the following mapping will take place.

1. When a Patient ID is absent and one of Patient's Name/Patient's Birth Date is absent then a new UID is generated for Patient ID. Otherwise Patient ID is generated by appending "EMPTYPatientID_" + <Patient's Name> + "_" + <Patient's Birth Date>. It will be ensured that all instances belonging to a particular study will get the same Patient ID.

2. For Storage SCP, when two or more SOP Instances have the same Patient ID and different values for Patient's Name/Patient's Birth Date, then a new Patient ID is created by appending "!" + <UID> to the Patient ID. The original Patient ID is added to the Other Patient IDs.

Study

During import, the value of Study ID attribute is determined as follows:

- Retrieved from the composite image.
- If not present in the composite image, Study ID is assigned the value of the first Requested Procedure ID (0040,1001) encountered

in the Request Attributes Sequence (0040,0275) in the composite image.

3. Otherwise Study ID remains empty.

During Export, in the absence of Study attribute values, the Examination attributes will be taken as a best guess for the following Study attributes.

Table 111: Mapping of Study Attributes

Examination Attribute	Value	DICOM Attribute
Study Date (0008,0020)	Has value	Study date (0008,0020) is sent out
	Not present or has no value	Study date (0008,0020) is filled with Performed Procedure Step Start Date (0040,0244)
Study Time (0008,0030)	Has value	Study Time (0008,0030) is sent out
	Not present or has no value	Study Time (0008,0030) is filled with Performed Procedure Step Start Time (0040,0245)

This implies that upon export of each Examination, within the same Study, different values for these attributes may be sent out. The receiving station, e.g. a PACS system, will apply its own rules for guaranteeing consistency of its own database.

Examination

If all of the Performed Procedure Step attributes in the following table are missing from the composite image, then the mapping is as specified.

Table 112: Mapping of Examination attributes

Performed Procedure Step Attribute	Tag	Composite Image Attribute	Tag
Performed Procedure Step Start Date	(0040,0244)	Study Date	(0008,0020)
Performed Procedure Step Start Time	(0040,0245)	Study Time	(0008,0030)
Performed Procedure Step ID	(0040,0253)	Study ID	(0020,0010)
Performed Procedure Step Description	(0040,0254)	Study Description	(0008,1030)

8.2. Data Dictionary of Private Attributes

Not applicable.

8.3. Coded Terminology and Templates

Q-Station 3.9 uses both Philips Private and DICOM Standard codes for Structured Reporting.

8.3.1. DICOM Structured report Export Specifications

8.3.2. Philips Healthcare Ultrasound Data Portal Website

Rather than list the thousands of DICOM export encodings in this document, the Philips Healthcare Ultrasound Data Portal website (see link below) provides detailed DICOM export specifications for all Philips ultrasound products in a convenient downloadable spreadsheet format. These spreadsheets allow users to quickly filter for specific areas of interests such as application, template, label, or DICOM attribute. In addition to DICOM Structured Report specifications, the link also provides many DICOM Structured Report example files and images for import and display testing.



Welcome to the Philips Healthcare Ultrasound Data Portal.

Select a product of interest:

QLAB and Q-Station ▼

Enter your email address to access:

Submit

To access the Philips Healthcare Ultrasound Data Portal,

- Using a browser, to navigate to the link below.
- Select QLAB and QStation.
- Provide an email address and press the submit button.
- Download "QLAB 11.0_SR_Samples.zip"

Philips Ultrasound Data Portal Website Link: <http://www.UltrasoundDataPortal.net.philips.com/portal/index.asp?pid=us>

8.3.3. Context Groups

Not applicable.

8.3.4. Template Specifications

Not applicable.

8.3.5. Private code definitions

Not applicable.

8.4. Grayscale Image consistency

Q-Station 3.9 does not implement any specific support for grayscale image consistency.

8.5. Standard Extended/Specialized/Private SOPs

Table 113: List of created SOP Classes

SOP Class Name	SOP Class UID
Private Draft Report SOP Class (Media only)	1.3.46.670589.2.8.1.1

8.5.1. Standard Extended/Specialized/Private SOP Instance

Q-Station 3.9 supports the Private SOP Class, 1.3.46.670589.2.8.1.1, which is used to store a Draft Reports to DICOM Media. It is not used for network storage as only Approved reports may be exported via DICOM, and those are only in Encapsulated PDF.

8.6. Private Transfer Syntaxes

Q-Station 3.9 does not support any private transfer syntaxes.

9. Annexes of application "QLAB"

9.1. IOD Contents

9.1.1. Created SOP Instance

This section specifies each IOD created by this application.

This section specifies each IOD created (including private IOD's). It should specify the attribute name, tag, VR, and value. The value should specify the range and source (e.g. copied, automatically generated, etc.). For content items in templates, the range and source of the concept name and concept values should be specified. Whether the value is always present or not shall be specified.

Abbreviations used in the IOD tables for the column "Presence of Module" are:

ALWAYS The module is always present
 CONDITIONAL The module is used under specified condition

Abbreviations used in the Module table for the column "Presence of Value" are:

ALWAYS The attribute is always present with a value
 EMPTY The attribute is always present without any value (attribute sent zero length)
 VNAP The attribute is always present and its Value is Not Always Present
 (attribute sent zero length if no value is present)
 ANAP The attribute is present under specified condition – if present then it will always have a value
 ANAPCV The attribute is present under specified condition – if present then its Value is Not Always Present
 (attribute sent zero length if condition applies and no value is present)
 ANAPEV The attribute is present under specified condition – if present then it will not have any value

The abbreviations used in the Module table for the column "Source" are:

AUTO The attribute value is generated automatically
 CONFIG The attribute value source is a configurable parameter
 COPY The attribute value source is another SOP instance
 FIXED The attribute value is hard-coded in the application
 IMPLICIT The attribute value source is a user-implicit setting
 USER The attribute value source is explicit user input

9.1.1.1. List of created SOP Classes

Table 114: List of created SOP Classes

SOP Class Name	SOP Class UID
Ultrasound Multi-frame Image Storage SOP Class	1.2.840.10008.5.1.4.1.1.3.1
Comprehensive SR SOP Class	1.2.840.10008.5.1.4.1.1.88.33
Secondary Capture Image Storage SOP Class	1.2.840.10008.5.1.4.1.1.7
Private 3D Subpage SOP class	1.3.46.670589.2.5.1.1

9.1.1.2. Ultrasound Multi-frame Image Storage SOP Class

Table 115: IOD of Created Ultrasound Multi-frame Image Storage SOP Class Instances

Information Entity	Module	Presence Of Module
Patient	Patient Module	ALWAYS
Study	General Study Module	ALWAYS
Study	Patient Study Module	CONDITIONAL
Series	General Series Module	ALWAYS
Equipment	General Equipment Module	ALWAYS

Image	General Image Module	CONDITIONAL
Image	Image Pixel Module	CONDITIONAL
Image	Cine Module	CONDITIONAL
Image	Multi-Frame Module	CONDITIONAL
Image	US Image Module	CONDITIONAL
Image	SOP Common Module	ALWAYS

Table 116: Patient Module

Attribute Name	Tag	VR	Value	Presence of Value	Source	Comment
Patient's Name	0010,0010	PN		VNAP	COPY	Copied from source image
Patient ID	0010,0020	LO		VNAP	COPY	Copied from source image
Patient's Birth Date	0010,0030	DA		VNAP	COPY	Copied from source image
Patient's Sex	0010,0040	CS	F, M, O	VNAP	COPY	Copied from source image
Patient Comments	0010,4000	LT		ANAP	COPY	Copied from source image

Table 117: General Study Module

Attribute Name	Tag	VR	Value	Presence of Value	Source	Comment
Study Date	0008,0020	DA		ALWAYS	COPY	Copied from source image
Study Time	0008,0030	TM		ALWAYS	COPY	Copied from source image
Accession Number	0008,0050	SH		VNAP	COPY	Copied from source image
Referring Physician's Name	0008,0090	PN	<empty>	ALWAYS	AUTO	-
Study Instance UID	0020,000D	UI		ALWAYS	COPY	Copied from source image
Study ID	0020,0010	SH	<empty>	ALWAYS	AUTO	-

Table 118: Patient Study Module

Attribute Name	Tag	VR	Value	Presence of Value	Source	Comment
Patient's Size	0010,1020	DS		ANAP	COPY	Copied from source image
Patient's Weight	0010,1030	DS		ANAP	COPY	Copied from source image
Additional Patient History	0010,21B0	LT		ANAP	COPY	Copied from source image

Table 119: General Series Module

Attribute Name	Tag	VR	Value	Presence of Value	Source	Comment
Series Date	0008,0021	DA		ALWAYS	AUTO	-
Series Time	0008,0031	TM		ALWAYS	AUTO	-
Modality	0008,0060	CS	US	ALWAYS	AUTO	-
Series Description	0008,103E	LO	<empty>	ALWAYS	AUTO	-
Series Instance UID	0020,000E	UI		ALWAYS	AUTO	-
Series Number	0020,0011	IS		ALWAYS	AUTO	-

Table 120: General Equipment Module

Attribute Name	Tag	VR	Value	Presence of Value	Source	Comment
Manufacturer	0008,0070	LO	Philips	ALWAYS	AUTO	-
Manufacturer's Model Name	0008,1090	LO	QLAB	ALWAYS	AUTO	-
Software Versions	0018,1020	LO	QLAB 11.0	ALWAYS	AUTO	-

Table 121: General Image Module

Attribute Name	Tag	VR	Value	Presence of Value	Source	Comment
Image Type	0008,0008	CS	DERIVED\SECONDARY	ALWAYS	AUTO	-
Content Date	0008,0023	DA		ALWAYS	AUTO	-
Content Time	0008,0033	TM		ALWAYS	AUTO	-
Derivation Description	0008,2111	ST	QLAB Clip	ALWAYS	AUTO	-
Instance Number	0020,0013	IS	<empty>	ALWAYS	AUTO	-
Patient Orientation	0020,0020	CS	<empty>	ALWAYS	AUTO	-
Burned In Annotation	0028,0301	CS	NO	ALWAYS	AUTO	-
Lossy Image Compression	0028,2110	CS	00 or 01	ANAP	AUTO	-
Lossy Image Compression Ratio	0028,2112	DS		ANAP	AUTO	-

Table 122: Image Pixel Module

Attribute Name	Tag	VR	Value	Presence of Value	Source	Comment
Rows	0028,0010	US		ALWAYS	AUTO	-
Columns	0028,0011	US		ALWAYS	AUTO	-
Pixel Data	7FE0,0010	OW /OB		ALWAYS	AUTO	-

Table 123: Cine Module

Attribute Name	Tag	VR	Value	Presence of Value	Source	Comment
Frame Time Vector	0018,1065	DS		ALWAYS	AUTO	-

Table 124: Multi-Frame Module

Attribute Name	Tag	VR	Value	Presence of Value	Source	Comment
Number of Frames	0028,0008	IS		ALWAYS	AUTO	-
Frame Increment Pointer	0028,0009	AT	Value 1: 0018,1065	ALWAYS	AUTO	-

Table 125: US Image Module

Attribute Name	Tag	VR	Value	Presence of Value	Source	Comment
Image Type	0008,0008	CS	Value 1: DERIVED, Value 2: SECONDARY	ALWAYS	AUTO	-
Samples per Pixel	0028,0002	US		ALWAYS	AUTO	-

Attribute Name	Tag	VR	Value	Presence of Value	Source	Comment
Photometric Interpretation	0028,0004	CS		ALWAYS	AUTO	-
Planar Configuration	0028,0006	US		ALWAYS	AUTO	-
Frame Increment Pointer	0028,0009	AT	0x00181065	ALWAYS	AUTO	-
Bits Allocated	0028,0100	US	8	ALWAYS	AUTO	-
Bits Stored	0028,0101	US	8	ALWAYS	AUTO	-
High Bit	0028,0102	US	7	ALWAYS	AUTO	-
Pixel Representation	0028,0103	US	0x0000	ALWAYS	AUTO	-
Lossy Image Compression	0028,2110	CS	00 or 01	ALWAYS	AUTO	-

Table 126: SOP Common Module

Attribute Name	Tag	VR	Value	Presence of Value	Source	Comment
Specific Character Set	0008,0005	CS	ISO_IR 100	ANAP	AUTO	Required if expanded/replacement character set used
SOP Class UID	0008,0016	UI	1.2.840.10008.5.1.4.1.1.3.1	ALWAYS	AUTO	-
SOP Instance UID	0008,0018	UI		ALWAYS	AUTO	-

Table 127: Ultrasound Multi-Frame Extended Attributes

Attribute Name	Tag	VR	Value	Presence of Value	Source	Comment
Conversion Type	0008,0064	CS	SYN	ALWAYS	AUTO	-
Source Image Sequence	0008,2112	SQ		ALWAYS	AUTO	-
> Referenced SOP Class UID	0008,1150	UI		ALWAYS	AUTO	-
> Referenced SOP Instance UID	0008,1155	UI		ALWAYS	AUTO	-
Protocol Name	0018,1030	LO	<empty>	ALWAYS	AUTO	-
Window Center	0028,1050	DS	128	ALWAYS	AUTO	-
Window Width	0028,1041	DS	256	ALWAYS	AUTO	-

Table 128: Ultrasound Multi-Frame Private Attributes

Attribute Name	Tag	VR	Value	Presence of Value	Source	Comment
Private Attribute	2001,0010	LO	Philips Imaging DD 001	ANAP	AUTO	
Private Attribute	2001,0011	LO	Philips Imaging DD 002	ANAP	AUTO	
Private Attribute	2001,1063	CS		ANAP	AUTO	
Private Attribute	2001,116C	LO		ANAP	AUTO	

9.1.1.3. Comprehensive SR SOP Class

Table 103: IOD of Created Comprehensive SR SOP Class Instances

Information Entity	Module	Presence Of Module
Patient	Patient Module	ALWAYS
Study	General Study Module	ALWAYS
Study	Patient Study Module	CONDITIONAL

Information Entity	Module	Presence Of Module
Series	SR Document Series Module	ALWAYS
Equipment	General Equipment Module	ALWAYS
Document	SR Document General Module	ALWAYS
Document	SR Document Content Module	ALWAYS
Document	SOP Common Module	ALWAYS

Table 104: Patient Module

Attribute Name	Tag	VR	Value	Presence of Value	Source	Comment
Patient's Name	0010,0010	PN		VNAP	COPY	Copied from source image
Patient ID	0010,0020	LO		VNAP	COPY	Copied from source image
Patient's Birth Date	0010,0030	DA	<empty>	ALWAYS	AUTO	-
Patient's Sex	0010,0040	CS	F, M, O	VNAP	COPY	Copied from source image
Patient Comments	0010,4000	LT		VNAP	COPY	Copied from source image

Table 105: General Study Module

Attribute Name	Tag	VR	Value	Presence of Value	Source	Comment
Study Date	0008,0020	DA		ALWAYS	COPY	Copied from source image
Study Time	0008,0030	TM		ALWAYS	COPY	Copied from source image
Accession Number	0008,0050	SH		VNAP	COPY	Copied from source image
Referring Physician's Name	0008,0090	PN	<empty>	ALWAYS	AUTO	-
Study Instance UID	0020,000D	UI		ALWAYS	COPY	Copied from source image
Study ID	0020,0010	SH		VNAP	COPY	Copied from source image

Table 106: Patient Study Module

Attribute Name	Tag	VR	Value	Presence of Value	Source	Comment
Patient's Size	0010,1020	DS		ANAP	COPY	Copied from source image
Patient's Weight	0010,1030	DS		ANAP	COPY	Copied from source image
Additional Patient History	0010,21B0	LT		ANAP	COPY	Copied from source image

Table 107: SR Document Series Module

Attribute Name	Tag	VR	Value	Presence of Value	Source	Comment
Series Date	0008,0021	DT		ALWAYS	AUTO	-
Series Time	0008,0031	TM		ALWAYS	AUTO	-
Modality	0008,0060	CS	SR	ALWAYS	AUTO	-
Series Description	0008,103E	LO	<empty>	ALWAYS	AUTO	-
Referenced Performed Procedure Step Sequence	0008,1111	SQ	<empty>	ANAP	AUTO	-
Series Instance UID	0020,000E	UI		ALWAYS	AUTO	-
Series Number	0020,0011	IS		ALWAYS	AUTO	-

Tabl 108: General Equipment Module

Attribute Name	Tag	VR	Value	Presence of Value	Source	Comment
Manufacturer	0008,0070	LO	Philips	ALWAYS	AUTO	-
Manufacturer's Model Name	0008,1090	LO	QLAB	ALWAYS	AUTO	-
Software Versions	0018,1020	LO	QLAB 11.0	ALWAYS	AUTO	-

Table 109: SR Document General Module

Attribute Name	Tag	VR	Value	Presence of Value	Source	Comment
Content Date	0008,0023	DA		ALWAYS	AUTO	-
Content Time	0008,0033	TM		ALWAYS	AUTO	-
Instance Number	0020,0013	IS		ALWAYS	AUTO	-
Predecessor Documents Sequence	0040,A360	SQ	<empty>	ANAP	AUTO	
Performed Procedure Code Sequence	0040,A372	SQ	<empty>	ALWAYS	AUTO	-
Completion Flag	0040,A491	CS	PARTIAL	ALWAYS	AUTO	-
Verification Flag	0040,A493	CS	UNVERIFIED	ALWAYS	AUTO	-

Table 110: SR Document Content Module

Attribute Name	Tag	VR	Value	Presence of Value	Source	Comment
Value Type	0040,A040	CS	CONTAINER	ALWAYS	AUTO	-
Concept Name Code Sequence	0040,A043	SQ		ALWAYS	AUTO	-
>Code Value	0008,0100	SH		ALWAYS	AUTO	-
>Coding Scheme Designator	0008,0102	SH		ALWAYS	AUTO	-
>Code Meaning	0008,0104	LO		ALWAYS	AUTO	-
Continuity Of Content	0040,A050	CS		ALWAYS	AUTO	-
Concept Code Sequence	0040,A168	SQ		ALWAYS	AUTO	-
>Code Value	0008,0100	SH		ALWAYS	AUTO	-
>Coding Scheme Designator	0008,0102	SH		ALWAYS	AUTO	-
>Code Meaning	0008,0104	LO		ALWAYS	AUTO	-
Content Template Sequence	0040,A504	SQ		ANAP	AUTO	-
>Mapping Resource	0008,0105	CS		ALWAYS	AUTO	
>Template Identifier	0040,DB00	CS		ALWAYS	AUTO	-
Content Sequence	0040,A730	SQ		ANAP	AUTO	-
>Relationship Type	0040,A010	CS	CONTAINS	ALWAYS	AUTO	-
>Value Type	0040,A040	CS		ALWAYS	AUTO	-
>Concept Name Code Sequence	0040,A043	SQ		ALWAYS	AUTO	-
>Continuity Of Content	0040,A050	CS	SEPARATE	ALWAYS	AUTO	-
>Value Type	0040,A040	CS		ALWAYS	AUTO	-

Table 111: SOP Common Module

Attribute Name	Tag	VR	Value	Presence of Value	Source	Comment
Specific Character Set	0008,0005	CS		ANAPCV	AUTO	Required if expanded/replacement character set used
SOP Class UID	0008,0016	UI	1.2.840.10008.5.1.4.1.1.88.33	ALWAYS	AUTO	-
SOP Instance UID	0008,0018	UI		ALWAYS	AUTO	-

Table 112: Comprehensive SR additional attributes

Attribute Name	Tag	VR	Value	Presence of Value	Source	Comment
Protocol Name	0018,1030	LO		EMPTY		

Table 113: Comprehensive SR Private Attributes

Attribute Name	Tag	VR	Value	Presence of Value	Source	Comment
Private Attribute	2001,0010	LO	Philips Imaging DD 001	ANAP	AUTO	
Private Attribute	2001,0011	LO	Philips Imaging DD 002	ANAP	AUTO	
Private Attribute	2001,1063	CS		ANAP	AUTO	
Private Attribute	2001,116C	LO		ANAP	AUTO	

9.1.1.4. Secondary Capture Image Storage SOP Class

Table 114: IOD of Created Secondary Capture Image Storage SOP Class Instances

Information Entity	Module	Presence Of Module
Patient	Patient Module	ALWAYS
Study	General Study Module	ALWAYS
Study	Patient Study Module	CONDITIONAL
Series	General Series Module	ALWAYS
Equipment	General Equipment Module	ALWAYS
Equipment	SC Equipment Module	ALWAYS
Image	General Image Module	ALWAYS
Image	SC Image Module	ALWAYS
Image	Image Pixel Module	ALWAYS
Image	SOP Common Module	ALWAYS

Table 115: Patient Module

Attribute Name	Tag	VR	Value	Presence of Value	Source	Comment
Patient's Name	0010,0010	PN		VNAP	COPY	Copied from source image
Patient ID	0010,0020	LO		VNAP	COPY	Copied from source image
Patient's Birth Date	0010,0030	DA		VNAP	COPY	Copied from source image
Patient's Sex	0010,0040	CS		VNAP	COPY	Copied from source image

Attribute Name	Tag	VR	Value	Presence of Value	Source	Comment
Patient Comments	0010,4000	LT		VNAP	COPY	Copied from source image

Table 116: General Study Module

Attribute Name	Tag	VR	Value	Presence of Value	Source	Comment
Study Date	0008,0020	DA		VNAP	COPY	Copied from source image
Study Time	0008,0030	TM		VNAP	COPY	Copied from source image
Accession Number	0008,0050	SH		VNAP	COPY	Copied from source image
Referring Physician's Name	0008,0090	PN		VNAP	COPY	Copied from source image
Study Description	0008,1030	LO		VNAP	COPY	Copied from source image
Study Instance UID	0020,000D	UI		ALWAYS	AUTO	Copied from source image
Study ID	0020,0010	SH		VNAP	COPY	Copied from source image

Table 117: Patient Study Module

Attribute Name	Tag	VR	Value	Presence of Value	Source	Comment
Patient's Size	0010,1020	DS		ANAP	COPY	Copied from source image
Patient's Weight	0010,1030	DS		ANAP	COPY	Copied from source image
Medical Alerts	0010,2000	LO		ANAP	COPY	Copied from source image
Allergies	0010,2110	LO		ANAP	COPY	Copied from source image

Table 118: General Series Module

Attribute Name	Tag	VR	Value	Presence of Value	Source	Comment
Series Date	0008,0021	DA		ALWAYS	AUTO	-
Series Time	0008,0031	TM		ALWAYS	AUTO	-
Modality	0008,0060	CS	US	ALWAYS	AUTO	
Series Instance UID	0020,000E	UI		ALWAYS	AUTO	-
Series Number	0020,0011	IS		ALWAYS	AUTO	-
Request Attributes Sequence	0040,0275	SQ		ANAP	COPY	Copied from source image
> Requested Procedure Description	0032,1060	LO		ANAP	COPY	Copied from source image
> Requested Contrast Agent	0032,1070	LO		ANAP	COPY	Copied from source image
> Scheduled Procedure Step Description	0040,0007	LO		ANAP	COPY	Copied from source image
> Scheduled Protocol Code Sequence	0040,0008	SQ		ANAP	COPY	Copied from source image
>> Code Value	0008,0100	SH		ANAP	COPY	Copied from source image
>> Coding Scheme Designator	0008,0102	SH		ANAP	COPY	Copied from source image
>> Code Meaning	0008,0104	LO		ANAP	COPY	Copied from source image
> Scheduled Procedure Step ID	0040,0009	SH		ANAP	COPY	Copied from source image
> Pre-Medication	0040,0012	LO		ANAP	COPY	Copied from source image
> Performed Protocol Code Sequence	0040,0260	SQ		ANAP	COPY	Copied from source image
>> Code Value	0008,0100	SH		ANAP	COPY	Copied from source image
>> Coding Scheme Designator	0008,0102	SH		ANAP	COPY	Copied from source image
>> Code Meaning	0008,0104	LO		ANAP	COPY	Copied from source image

> Requested Procedure ID	0040,1001	SH		ANAP	COPY	Copied from source image
> Requested Procedure Priority	0040,1003	SH		ANAP	COPY	Copied from source image
> Patient Transport Arrangements	0040,1004	LO		ANAP	COPY	Copied from source image

Table 119: General Equipment Module

Attribute Name	Tag	VR	Value	Presence of Value	Source	Comment
Manufacturer	0008,0070	LO	Philips Medical Systems	ALWAYS	AUTO	Philips Medical Systems
Institution Name	0008,0080	LO	Philips Healthcare	ANAP	AUTO	-
Institution Address	0008,0081	ST		ANAP	AUTO	-
Institutional Department Name	0008,1040	LO		ANAP	AUTO	-
Manufacturer's Model Name	0008,1090	LO	QStation	ALWAYS	AUTO	-

Table 120: SC Equipment Module

Attribute Name	Tag	VR	Value	Presence of Value	Source	Comment
Modality	0008,0060	CS	US	ALWAYS	AUTO	-
Conversion Type	0008,0064	CS	WSD	ALWAYS	AUTO	-

Table 121: General Image Module

Attribute Name	Tag	VR	Value	Presence of Value	Source	Comment
Image Type	0008,0008	CS	DERIVED\SECONDARY	ALWAYS	AUTO	-
Content Date	0008,0023	DA		ALWAYS	AUTO	-
Content Time	0008,0033	TM		ALWAYS	AUTO	-
Instance Number	0020,0013	IS		ALWAYS	AUTO	-
Patient Orientation	0020,0020	CS		ALWAYS	AUTO	Always null
Burned In Annotation	0020,0301	CS	YES	ALWAYS	AUTO	-

Table 122: SC Image Module

Attribute Name	Tag	VR	Value	Presence of Value	Source	Comment
Date of Secondary Capture	0018,1012	DA		ALWAYS	AUTO	-
Time of Secondary Capture	0008,1014	TM		ALWAYS	AUTO	-

Table 123: Image Pixel Module

Attribute Name	Tag	VR	Value	Presence of Value	Source	Comment
Samples per Pixel	0028,0002	US	3	ALWAYS	AUTO	-
Photometric Interpretation	0028,0004	CS	RGB YBR_FULL_422	ALWAYS	AUTO	-
Planar Configuration	0028,0006	US	0	ANAP	AUTO	-
Rows	0028,0010	US		ALWAYS	AUTO	-
Columns	0028,0011	US		ALWAYS	AUTO	-
Bits Allocated	0028,0100	US	8	ALWAYS	AUTO	-
Bits Stored	0028,0101	US	8	ALWAYS	AUTO	-

Attribute Name	Tag	VR	Value	Presence of Value	Source	Comment
High Bit	0028,0102	US	7	ALWAYS	AUTO	-
Pixel Representation	0028,0103	US	0	ALWAYS	AUTO	-
Pixel Data	7FE0,0010	OB		ALWAYS	AUTO	-

Table 1294: SOP Common Module

Attribute Name	Tag	VR	Value	Presence of Value	Source	Comment
Specific Character Set	0008,0005	CS	ISO_IR 100	ANAP	AUTO	Required if expanded/replacement character set used
SOP Class UID	0008,0016	UI	1.2.840.10008.5.1.4.1.1.7	ALWAYS	AUTO	-
SOP Instance UID	0008,0018	UI		ALWAYS	AUTO	-

Table 13025: Secondary Capture Private Attributes

Attribute Name	Tag	VR	Value	Presence of Value	Source	Comment
Private Attribute	2001,0010	LO	Philips Imaging DD 001	ANAP	AUTO	
Private Attribute	2001,0011	LO	Philips Imaging DD 002	ANAP	AUTO	
Private Attribute	2001,1063	CS		ANAP	AUTO	
Private Attribute	2001,116C	LO		ANAP	AUTO	

9.1.2. Usage of Attributes from Received IOD

The QLAB 11.0 only accepts all valid DICOM IOD's specified in this document. Some SOP Classes will not be viewable because they are application dependant.

9.1.3. Coerced/Modified fields

Upon export of composite instances a de-normalization can take place by assembling data from the various entities in the hierarchy. The selection of the attributes takes place based upon what is present in the QLAB 11.0 at the initiation of the export. A description is given in the following subsections per instance level.

Patient

If the patient ID attribute is absent during instance import (has no value – zero-length) the following mapping will take place.

1. When a Patient ID is absent and one of Patient's Name/Patient's Birth Date is absent then a new UID is generated for Patient ID. Otherwise Patient ID is generated by appending "EMPTYPatientID_" + <Patient's Name> + "_" + <Patient's Birth Date>. It will be ensured that all instances belonging to a particular study will get the same Patient ID.

2. For Storage SCP, when two or more SOP Instances have the same Patient ID and different values for Patient's Name/Patient's Birth Date, then a new Patient ID is created by appending "!" + <UID> to the Patient ID. The original Patient ID is added to the Other Patient IDs.

Study

During import, the value of Study ID attribute is determined as follows:

1. Retrieved from the composite image.
2. If not present in the composite image, Study ID is assigned the value of the first Requested Procedure ID (0040,1001) encountered

in the Request Attributes Sequence (0040,0275) in the composite image.

3. Otherwise Study ID remains empty.

During Export, in the absence of Study attribute values, the Examination attributes will be taken as a best guess for the following Study attributes.

Table 1316: Mapping of Study Attributes

Examination Attribute	Value	DICOM Attribute
Study Date (0008,0020)	Has value	Study date (0008,0020) is sent out
	Not present or has no value	Study date (0008,0020) is filled with Performed Procedure Step Start Date (0040,0244)
Study Time (0008,0030)	Has value	Study Time (0008,0030) is sent out
	Not present or has no value	Study Time (0008,0030) is filled with Performed Procedure Step Start Time (0040,0245)

This implies that upon export of each Examination, within the same Study, different values for these attributes may be sent out. The receiving station, e.g. a PACS system, will apply its own rules for guaranteeing consistency of its own database.

Examination

If all of the Performed Procedure Step attributes in the following table are missing from the composite image, then the mapping is as specified.

Table 13227: Mapping of Examination attributes

Performed Procedure Step Attribute	Tag	Composite Image Attribute	Tag
Performed Procedure Step Start Date	0040,0244	Study Date	0008,0020
Performed Procedure Step Start Time	0040,0245	Study Time	0008,0030
Performed Procedure Step ID	0040,0253	Study ID	0020,0010
Performed Procedure Step Description	0040,0254	Study Description	0008,1030

9.2. Data Dictionary of Private Attributes

Not applicable.

9.3. Coded Terminology and Templates

See Section 8.3.

9.3.1. Context Groups

Not applicable.

9.3.2. Template Specifications

Not applicable.

9.3.3. Private code definitions

Not applicable.

9.4. Grayscale Image consistency

QLAB 11.0 does not implement any specific support for grayscale image consistency.

9.5. Standard Extended/Specialized/Private SOPs

Table 13328: List of created SOP Classes

SOP Class Name	SOP Class UID
Private 3D Subpage SOP class	1.3.46.670589.2.5.1.1

9.5.1. Standard Extended/Specialized/Private SOP Instance

QLAB 11.0 supports the Private SOP Class, 1.3.46.670589.2.5.1.1, used for the storage of the saved 3D Subpages in Qlab.

9.6. Private Transfer Syntaxes

QLAB 11.0 does not support any private transfer syntaxes.